



Psychosocial interventions for problem alcohol use in illicit drug users

Title	Psychosocial interventions for problem alcohol use in illicit drug users
Author(s)	Field, Catherine Anne
Publication Date	2012-11-14
Publisher	Wiley

Psychosocial interventions to reduce alcohol consumption in concurrent problem alcohol and illicit drug users (Review)

Klimas J, Field CA, Cullen W, O’Gorman CSM, Glynn LG, Keenan E, Saunders J, Bury G, Dunne C



**THE COCHRANE
COLLABORATION®**

This is a reprint of a Cochrane review, prepared and maintained by The Cochrane Collaboration and published in *The Cochrane Library* 2012, Issue 11

<http://www.thecochranelibrary.com>

WILEY

TABLE OF CONTENTS

HEADER	1
ABSTRACT	1
PLAIN LANGUAGE SUMMARY	2
BACKGROUND	3
OBJECTIVES	5
METHODS	5
RESULTS	8
Figure 1.	9
Figure 2.	11
Figure 3.	12
DISCUSSION	15
AUTHORS' CONCLUSIONS	17
ACKNOWLEDGEMENTS	18
REFERENCES	18
CHARACTERISTICS OF STUDIES	23
DATA AND ANALYSES	40
Analysis 1.1. Comparison 1 Cognitive-behavioural coping skills training (CBT) versus 12-step facilitation (TSF), Outcome 1 Continuous outcomes.	43
Analysis 1.2. Comparison 1 Cognitive-behavioural coping skills training (CBT) versus 12-step facilitation (TSF), Outcome 2 Dichotomous outcomes.	44
Analysis 2.1. Comparison 2 Brief intervention (BI) versus treatment as usual, Outcome 1 Continuous outcomes.	45
Analysis 2.2. Comparison 2 Brief intervention (BI) versus treatment as usual, Outcome 2 Dichotomous outcomes.	46
Analysis 3.1. Comparison 3 Motivational interviewing(group) (MI-G) versus hepatitis health promotion (HHP), Outcome 1 Continuous outcomes.	47
Analysis 3.2. Comparison 3 Motivational interviewing(group) (MI-G) versus hepatitis health promotion (HHP), Outcome 2 Dichotomous outcomes.	48
Analysis 4.1. Comparison 4 Motivational interviewing (single) (MI-S) versus hepatitis health promotion (HHP), Outcome 1 Continuous outcomes.	49
Analysis 4.2. Comparison 4 Motivational interviewing (single) (MI-S) versus hepatitis health promotion (HHP), Outcome 2 Dichotomous outcomes.	50
Analysis 5.1. Comparison 5 Brief motivational intervention (BMI) versus assessment only, Outcome 1 Continuous outcomes.	51
Analysis 5.2. Comparison 5 Brief motivational intervention (BMI) versus assessment only, Outcome 2 Dichotomous outcomes.	52
APPENDICES	52
HISTORY	59
CONTRIBUTIONS OF AUTHORS	59
DECLARATIONS OF INTEREST	60
SOURCES OF SUPPORT	60
DIFFERENCES BETWEEN PROTOCOL AND REVIEW	60
INDEX TERMS	60

[Intervention Review]

Psychosocial interventions to reduce alcohol consumption in concurrent problem alcohol and illicit drug users

Jan Klimas^{1,2}, Catherine-Anne Field², Walter Cullen^{1,3}, Clodagh SM O’Gorman^{1,3}, Liam G Glynn⁴, Eamon Keenan⁵, Jean Saunders⁶, Gerard Bury², Colum Dunne^{1,3}

¹Graduate Entry Medical School, Faculty of Education and Health Sciences, University of Limerick, Limerick, Ireland. ²School of Medicine and Medical Science, University College Dublin, Dublin, Ireland. ³Centre for Interventions in Infection, Inflammation & Immunity (4i), Faculty of Education and Health Sciences, University of Limerick, Limerick, Ireland. ⁴Department of General Practice, National University of Ireland, Galway, Ireland. ⁵Addiction Services, Health Service Executive, Dublin, Ireland. ⁶Statistical Consulting Unit/ Applied Biostatistics Consulting Centre /CSTAR, Graduate Entry Medical School, University of Limerick, Limerick, Ireland

Contact address: Jan Klimas, jan.klimas@ucd.ie.

Editorial group: Cochrane Drugs and Alcohol Group.

Publication status and date: New, published in Issue 11, 2012.

Review content assessed as up-to-date: 12 September 2012.

Citation: Klimas J, Field CA, Cullen W, O’Gorman CSM, Glynn LG, Keenan E, Saunders J, Bury G, Dunne C. Psychosocial interventions to reduce alcohol consumption in concurrent problem alcohol and illicit drug users. *Cochrane Database of Systematic Reviews* 2012, Issue 11. Art. No.: CD009269. DOI: 10.1002/14651858.CD009269.pub2.

Copyright © 2012 The Cochrane Collaboration. Published by John Wiley & Sons, Ltd.

ABSTRACT

Background

Problem alcohol use is common among illicit drug users and is associated with adverse health outcomes. It is also an important factor in poor prognosis among drug users with hepatitis C virus (HCV) as it impacts on progression to hepatic cirrhosis or opiate overdose in opioid users.

Objectives

To assess the effects of psychosocial interventions for problem alcohol use in illicit drug users (principally problem drug users of opiates and stimulants).

Search methods

We searched the Cochrane Drugs and Alcohol Group trials register (November 2011), the Cochrane Central Register of Controlled Trials (CENTRAL) (*The Cochrane Library*, Issue 11, November 2011), PUBMED (1966 to 2011); EMBASE (1974 to 2011); CINAHL (1982 to 2011); PsycINFO (1872 to 2011) and reference list of articles. We also searched: 1) conference proceedings (online archives only) of the Society for the Study of Addiction (SSA), International Harm Reduction Association (IHRA), International Conference on Alcohol Harm Reduction (ICHR), and American Association for the Treatment of Opioid Dependence (AATOD); 2) online registers of clinical trials, Current Controlled Trials (CCT), ClinicalTrials.org, Center Watch and International Clinical Trials Registry Platform (ICTRP).

Selection criteria

Randomised controlled trials comparing psychosocial interventions with another therapy (other psychosocial treatment, including non-pharmacological therapies or placebo) in adult (over the age of 18 years) illicit drug users with concurrent problem alcohol use.

Data collection and analysis

Two review authors independently assessed risk of bias and extracted data from included trials.

Psychosocial interventions to reduce alcohol consumption in concurrent problem alcohol and illicit drug users (Review)

Copyright © 2012 The Cochrane Collaboration. Published by John Wiley & Sons, Ltd.

Main results

Four studies, 594 participants, were included. Half of the trials were rated as having high or unclear risk of bias. They considered six different psychosocial interventions grouped into four comparisons: (1) cognitive-behavioural coping skills training versus 12-step facilitation (N = 41), (2) brief intervention versus treatment as usual (N = 110), (3) hepatitis health promotion versus motivational interviewing (N = 256), and (4) brief motivational intervention versus assessment-only group (N = 187). Differences between studies precluded any pooling of data. Findings are described for each trial individually:

comparison 1: no significant difference; comparison 2: higher rates of decreased alcohol use at three months (risk ratio (RR) 0.32; 95% confidence interval (CI) 0.19 to 0.54) and nine months (RR 0.16; 95% CI 0.08 to 0.33) in the treatment as usual group; comparison 3 (group and individual format): no significant difference; comparison 4: more people reduced alcohol use (by seven or more days in the past 30 days at 6 months) in the brief motivational intervention compared to controls (RR 1.67; 95% CI 1.08 to 2.60).

Authors' conclusions

Very little evidence exists that there is no difference in the effectiveness between different types of interventions and that brief interventions are not superior to assessment only or treatment as usual. No conclusion can be made because of the paucity of the data and the low quality of the retrieved studies.

PLAIN LANGUAGE SUMMARY

Which talking therapies (counselling) work for drug users with alcohol problems?

What is problem alcohol use and what are psychosocial interventions?

Problematic use of alcohol means drinking above the recommended safe drinking limits. It can lead to serious alcohol problems or dependence. Excessive drinking in people who have problems with other drugs is common and often makes their problems worse as well as having serious health consequences for the person involved.

Psychosocial interventions are talking therapies that aim to identify an alcohol problem and motivate an individual to do something about it. They can be performed by staff with training in these approaches, for example doctor, nurse, counsellor, psychologist, etc. Talking therapies may help people cut down their drinking but the impact is not known in people who have problems with other drugs.

We wanted to do a review to see whether talking therapies have an impact on alcohol problems in drug users. In this review, we wanted to evaluate information from randomised trials in relation to the impact of talking therapies on alcohol drinking in adult (over the age of 18 years) users of illicit drugs (mainly opiates and stimulants).

This review found the following studies, and came to the following conclusions:

We found four studies that examined 594 people with drug problems. One study looked at cognitive-behavioural coping skills training versus 12-step facilitation. One study looked at brief intervention versus treatment as usual. One study looked at motivational interviewing (group and individual format) versus hepatitis health promotion. The last study looked at brief motivational intervention versus assessment only.

- The studies were so different that we could not combine their results to answer our question.
- It remains uncertain whether talking therapies affect drinking in people who have problems with other drugs because of the low quality of the evidence.
- It remains uncertain whether talking therapies for drinking affect illicit drug use in people who have problems with other drugs. There was not enough information to compare different types of talking therapies.
- Many of the studies did not account for possible sources of bias.
- More high-quality studies, such as randomised controlled trials, are needed to answer our question.

BACKGROUND

Description of the condition

Problem alcohol use is common among illicit drug users and is associated with adverse health outcomes, which include physical, psychological and social implications (Srivastava 2008). NIDA (National Institute on Drug Abuse) meta-analyses of US clinical trials found alcohol use disorders (AUDs) in 38% and 45% of opiate- and stimulants-using treatment seekers, respectively (Hartzler 2010; Hartzler 2011). An earlier review of literature on the prevalence of 'heavy drinking' among drug users enrolled in a methadone maintenance treatment (MMT) found prevalence rates of 13% to 25% (Ottomanelli 1999), while more recent cross-sectional studies report prevalence from one-third up to 50% in this setting (Maremmanni 2007; McCusker 2001).

Problem alcohol use is an expression that represents a spectrum of distinct drinking patterns (i.e. hazardous, harmful and dependent drinking). Hazardous drinking 'is likely to result in harm should present habits persist', while harmful drinking, which is an International Classification of Diseases - Tenth Revision (ICD-10) diagnosis (WHO 1993), 'causes harm to the health (physical or mental) of the individual' without the presence of dependence (Babor 2001). The term 'dependent drinkers' refers to individuals who meet criteria for the alcohol dependence syndrome under Diagnostic and Statistical Manual of Mental Disorders, Fourth Edition (DSM-IV) or ICD-10 criteria (DSM-IV; WHO 1993). Problem drug users are at high risk of liver disease resulting from hepatitis C virus (HCV) infection because of its high prevalence in this population (Smyth 1998). Problem alcohol use is an important factor in determining poor prognosis among people with HCV as it impacts on progression to hepatic cirrhosis, increased HCV-ribonucleic acid (RNA) levels or fatal opiate overdose in opiate users (Ostapowicz 1998; White 1999). Teplin 2007 noted that drug users have higher rates of mood, anxiety and personality disorders, all of which are exacerbated by alcohol use. In addition, there exists some evidence that alcohol may have a negative impact on outcomes of addiction treatment (Gossop 2000).

The emerging understanding of a high prevalence of problem alcohol use among current or former drug users, allied to the clear health implications of this problem for this population, necessitates a public health response to this issue.

Description of the intervention

Psychosocial interventions are best described as 'psychologically-based interventions aimed at reducing consumption behaviour or alcohol-related problems' (Kaner 2007), which exclude any pharmacological treatments. This term refers to a heterogeneous col-

lection of interventions, which vary depending on their: (a) theoretical underpinnings (e.g. psychodynamic, behavioural, motivational), (b) duration or intensity (e.g. brief, extended), (c) setting (e.g. primary care based, inpatient), (d) mode of delivery (e.g. group, individual, web based) or (e) treatment goals (e.g. abstinence oriented, harm reduction). To date, many psychosocial interventions specifically designed to address problem alcohol use have been described. The most frequently used interventions include: motivational interviewing (MI), cognitive-behavioural therapy (CBT), psychodynamic approaches, screening and brief interventions (SBI), family therapy, drug counselling, 12-step programmes, therapeutic communities (TC) and vocational rehabilitation (VR).

- MI is a client-centred approach, but as opposed to its non-directive Rogerian origins, it is a directive therapy system. A central role is played by the client's motivation and readiness to change. Change within this approach is facilitated over a series of stages (Prochaska 1992). Relapse is not viewed as a failure to maintain healthy behaviour, but rather as a part of the process of change (Miller 2004).

- CBT draws upon the principles of learning theory. Change in addictive behaviour is approached through altering irrational assumptions, coping skills training or other behavioural exercises. This therapy often deals with the identification and prevention of triggers contributing to the drug use. Among the modern approaches utilising such behavioural techniques are relapse prevention (Marlatt 1996), contingency management (Budney 2001) or community reinforcement approach, which combines both contingency management and positive reinforcement for non-drinking behaviours (Hunt 1973).

- Psychodynamic approaches are based on the assumptions of psychoanalytic theory, which focuses on addressing the inner conflicts, childhood traumas or problematic relationship themes. They include a range of different methods designed to deal with the underlying conflicts (e.g. interpersonal therapy, supportive-expressive techniques, etc.) (Crits-Christoph 1999).

- SBI are time limited and therefore suitable for non-specialist facilities. Usually, the length and intensity of the intervention is determined by the levels of risky alcohol consumption (i.e. screening results). It can range from a couple of minutes to several sessions (three to six) of intervention. Each session includes provision of information and advice (Babor 2001). Increasingly, brief interventions (BIs) are based on the principles and techniques of MI, so that the distinction between these two modalities is blurred in this regard.

- Family therapy: the therapeutic change is achieved via intervening in the interaction between family members. Families are directly involved in a therapy session. The family therapist must be competent in eliciting the strengths and support of the wider family system. Frequently used family therapy models

include multisystemic therapy, network therapy solution-focused brief therapy, etc. (CSAT 2004).

- Drug counselling: addiction is viewed as a chronic illness that has serious consequences to the health of the individual and social functioning, in consonance with the 12-step model. Recovery includes spiritual components and attendance at fellowship meetings as well. Primary focus of this approach is to help the patient attain abstinence by promoting behavioural changes including trigger avoidance, sport and other constructive activities. Both individual and group forms of drug counselling have been used in the largest collaborative cocaine treatment study (Crits-Christoph 1999).

- 12-step model: emphasises powerlessness of an individual over the addiction, which is seen as a disease, and a need for a spiritual recovery. The foundations of this approach lie in the 12 steps and an accompanying document - 12 traditions (Alcoholics Anonymous 1939). The largest of all 12-step programmes is Alcoholics Anonymous (AA) and all other programmes evolved from it (e.g. Narcotics Anonymous, Al-Anon etc.). AA meetings, besides the 12 steps, utilise well-established therapeutic factors of group psychotherapy, such as group cohesiveness, interpersonal learning (i.e. sponsorship), peer pressure, etc.

- TC is a long-term (18 to 24 months), drug-free model of treatment, which usually runs in a residential form. This approach relies on community itself, as the main therapeutic factor, and also other factors, such as peer feedback, role-modelling or recapitulation of the primary family experience. Community has a high degree of autonomy, is democratic and each member has a clearly defined role and responsibilities within the structure of TC. A structured regimen of daily activities in the TC often includes formal individual or group therapy sessions along with other educational and work activities (De Leon 2000).

- VR employment is seen as an important element of a successful rehabilitation from drug addiction and is often considered as one of its key indicators (Platt 1995). VR aims to increase the employability of drug users by developing their job interview skills or obtaining further qualifications. A necessary part of increasing ex-users' access to the job market is linking with potential employers and addressing their concerns and prejudices related to drug users. An example of VR for unemployed MMT patients is the customised employment supports model (Blankertz 2004).

How the intervention might work

Substantial evidence has described the value of psychosocial interventions in treating problem alcohol use.

A review by Raistrick 2006 presented data on the effectiveness of many such interventions, including screening, further assessment, BIs, more intensive treatments that can still be considered 'brief'

and alcohol-focused specialist treatments. They reported mixed evidence on longer-term effects of BIs and whether extended BIs add anything to the effects of simple BI.

The Mesa Grande project, which reviewed 361 controlled clinical trials (CCTs) (a three-year update), found BIs to be the most strongly supported psychosocial treatment effective in treating AUDs (Miller 2002). These findings are supported by an Australian systematic review that found BIs to be effective in reducing alcohol consumption for drinkers without dependence or those with a low level of dependence (Shand 2003). Another meta-analysis found positive effect of BIs to be evident at the follow-up points of three, six and 12 months, and these results were more apparent when dependent drinkers were excluded (Moyer 2002). Indeed, dependent drinkers have been excluded from much of the research indicating that they are possibly unsuitable for BI and should be routinely referred to specialist treatment (Raistrick 2006).

While BIs are generally delivered across a range of settings, primary care has an important role in delivery of BIs for problem alcohol use among problem drug users. BIs are well suited to primary care owing to their feasibility, they can be delivered in general settings by non-specialist staff in a short period of time, and they can also be delivered to patients not actively seeking treatment (Kaner 2007; Raistrick 2006).

The benefits of primary care-based interventions for people with problem alcohol use have been demonstrated by a Cochrane review (Kaner 2007), although the authors have reported considerable variation in trials and the effect of BIs appeared equivocal among women. Another systematic review of brief, multi-contact behavioural counselling among adult patients attending primary care found a reduction of 13% to 34% in average of drinks per week (Whitlock 2004).

In conclusion, brief psychosocial interventions are feasible and potentially highly effective components of an overall public health approach to reducing problem alcohol use, although considerable variation in effectiveness trials exists and problem drug users from primary care settings are under-represented in these trials (Kaner 2007; Whitlock 2004).

Because BIs have been developed and evaluated mainly in conventional general practice settings, it is not clear whether they can be effectively applied to excessive drinking among illicit drug users, or whether new forms of intervention need to be developed and evaluated. Could the 'advice-giving' form of BI be effective in illicit drug users or are motivational techniques, in which the impetus for change comes from the user, more likely to be effective in this population?

Why it is important to do this review

The described evidence of a high prevalence and serious consequences of problem alcohol use among illicit drug users highlights an opportunity for a Cochrane systematic review in this population. The question being asked in this review is important also

because there are no other systematic reviews published that could help answer it.

Two narrative literature reviews have dealt with this question to date. The older of these reviews discussed six reports of four studies among methadone patients and saw some promise in the contingency management procedures (Bickel 1987). A more recent review described implications of combining behavioural and pharmacological treatments, that are effective in treating either alcohol- or drug-use disorders alone, for the treatment of people who have both of these disorders (Arias 2008). While pointing to the paucity of research specifically focused on the treatment of people with co-occurring alcohol and other substance use disorders, the reviews concluded that successful treatment must take into account both alcohol- and drug-use disorders. Additionally, one narrative review on treating people seeking therapy primarily for alcohol problems, who also use other drugs, concurred in this idea (Miller 1996).

Cochrane reviews have so far examined the effectiveness of psychosocial interventions for stimulant, opiate and alcohol use disorders (Amato 2011; Amato 2011b; Knapp 2007; Lui 2008; Mayet 2004; Minozzi 2011). Although other reviews and review protocols targeted poly-drug use, they concentrated either on specific populations, for example women and adolescents, or particular interventions, such as case management and MI, but not on 'alcohol-specific' interventions (Dalsbø 2010; Hesse 2007; Smedslund 2011; Smith 2006; Terplan 2007; Thomas 2008). None of the published reviews on psychosocial interventions examined the effectiveness of alcohol-specific interventions in problem drug users. The main problem driving the lack of good studies in this area seems to flow from the administrative separation of drug from alcohol problems. This separation has led researchers to focus on one or the other but not on both. In the US, the National Institutes of Health (NIH) plan to correct this separation by forming a new institute that covers both drugs and alcohol - the proposed National Institute of Substance Use and Addiction Disorders (NIH 2012).

The lack of systematic evaluation, together with the anticipated differences in the responsiveness of problem drug users to psychosocial interventions, provides additional reasons for conducting this review. In another words, results of reviews on the effectiveness of this type of intervention among the general population might not be applicable to specific patient groups, such as drug users, because they may have different responsiveness to psychosocial interventions (Nilsen 2010).

Several factors could possibly influence the responsiveness of drug users to treatment interventions, for example stability of drug use, engagement with the service, concurrent personality disorders, etc. For example, evidence suggests that drug users with antisocial personality disorder are more likely to respond to rewarding than to punitive approaches (Messina 2003), and the use of more intensive psychosocial interventions is recommended in those who achieved sufficient degree of stability and compliance with service regimen

(Pilling 2010).

OBJECTIVES

To determine the effectiveness of psychosocial interventions targeting problem alcohol use versus other treatments in illicit drug users. Especially the effectiveness on reducing alcohol consumption.

METHODS

Criteria for considering studies for this review

Types of studies

Randomised controlled trials (RCTs) and CCTs.

Types of participants

Adult (≥ 18 years) problem drug users attending a range of services (i.e. community, inpatient or residential (including opiate substitution treatment)). Problem drug use was defined by European Monitoring Centre for Drugs and Drug Addiction, as 'injecting drug use or long-duration/regular use of opioids, cocaine and/or amphetamines' (EMCDDA 2008, p. 10). This definition included other similar terms too, for example substance use, misuse, abuse, dependence or addiction.

Only studies that defined participants as problem drug and alcohol users at randomisation were included. Studies with problem drug users without concurrent problem alcohol use were excluded. People whose primary drug of use was alcohol were excluded from this review.

Types of interventions

Experimental interventions: any psychosocial intervention that is described by the study's author as such, compared to:

Control interventions: other psychosocial interventions that will allow for comparisons between different types of interventions (e.g. CBT, contingency management, family therapy, etc.), standard care, no intervention, waiting list, placebo/or any other non-pharmacological therapy (including moderate drinking, assessment only).

We intended to exclude studies comparing psychosocial with pharmacological treatments. However, trials with two psychosocial arms and pharmacological arms were exempted from this rule.

Types of outcome measures

Primary outcomes

1. Alcohol use (reduction or stabilisation) as measured by either biological markers or self-report tests.

Secondary outcomes

1. Illicit drug use (changes in illicit drug use) as measured by either biological markers or self-report tests.

2. Engagement in further treatment (i.e. drop-out rates, utilisation of health services).

3. Alcohol-related problems or harms as represented by physical or mental health outcomes associated with problem alcohol use. We planned to pool the results from individual trials if sufficient number of studies used a measure of alcohol problems and the included studies utilised similar instruments to measure their outcomes. However, this was not possible and the secondary outcomes are described for individual trials only. We intended to examine the sustained benefit of the intervention at three, six and 12 months through the subgroup analyses. However, insufficient information precluded this type of analysis.

Search methods for identification of studies

Electronic searches

We searched the following electronic databases (search date: 22 Nov 2011):

1. MEDLINE (PubMed) (1966 to Nov 2011);
2. CINAHL (EBSCO Host) (1982 to Nov 2011);
3. the Cochrane Central Register of Controlled Trials (CENTRAL) (*The Cochrane Library*, Issue 11, Nov 2011);
4. PsycINFO (ProQuest) (1872 to Nov 2011);
5. EMBASE (Elsevier, EMBASE.com) (1974 to Nov 2011);
6. Cochrane Drugs and Alcohol Group (CDAG) Specialized register* (1956 to Nov 2011; 230 hits).

* All trials from the CDAG Specialized Register can be found in *The Cochrane Library* by doing a search on SR-ADDICTN.

Databases were searched using a strategy developed incorporating the filter for the identification of RCTs (Higgins 2011), combined with selected MeSH terms and free-text terms relating to alcohol use. Electronic searches were conducted by the CDAG Group's Trials Search Co-ordinator (databases 1-3, 5-6) and the first author of the review (4). The MEDLINE search strategy was translated into the other databases using the appropriate controlled vocabulary as applicable. Since the initial search yielded several RCTs, we continued to search the databases with the RCT filter. Results of the electronic searches were collated into a single EndNote database.

The search strategies for all databases are shown in Appendix 1, Appendix 2, Appendix 3, Appendix 4 and Appendix 5.

In addition, we searched for ongoing clinical trials and unpublished studies via Internet searches on the following sites:

1. www.controlled-trials.com (search date: 5 Apr 2012)
2. www.clinicaltrials.gov (search date: 30 Mar 2012)
3. www.centrewatch.com (search date: 29 Mar 2012)
4. www.who.int/ictrp/en/, International Clinical Trials Registry Platform (search date: 29 Mar 2012)

Searching other resources

We searched also:

1. reference lists of articles considered eligible based on full report screening and other relevant papers;
 2. conference proceedings (online archives only) of the Society for the Study of Addiction, International Harm Reduction Association, International Conference on Alcohol Harm Reduction and American Association for the Treatment of Opioid Dependence;
 3. contacted investigators and relevant trial authors seeking information about unpublished or incomplete trials.
- All searches included non-English language literature and studies with English abstracts were assessed for inclusion. When considered likely to meet inclusion criteria, abstracts were translated.

Data collection and analysis

Selection of studies

Two review authors (JK, CAF) independently screened titles and abstracts and selected studies potentially relevant to the review. Differences between selection lists were resolved by discussion with a third and fourth review author with respective thematic and methodological expertise (WC, COG).

Full-text copies of each potentially relevant paper were obtained, as well as full reports of references with inadequate information in order to definitively determine relevance.

Two review authors (JK, CAF) independently re-evaluated whether studies were eligible for the review or not, according to the inclusion criteria. A second opinion on several studies was sought from the third author (COG) or an independent expert (S Minozzi, M Trivela). One review author (JS) inspected citations rejected during the screening on title and abstract and screening on full report. The processes of abstract screening, study selection and data extraction were facilitated with the Eppi Reviewer 4 software.

Data extraction and management

Two review authors (JK, CAF) independently extracted data from the full-text reports using electronic version of an amended data extraction form of the Cochrane Drug and Alcohol review group (CDAG). Disagreements were resolved by mutual discussion. A third review author (JS) inspected the extracted outcomes after the two review authors had independently completed data extraction.

Assessment of risk of bias in included studies

The 'Risk of bias' assessments for RCTs and CCTs in this review were performed using the criteria recommended by the *Cochrane Handbook for Systematic Reviews of Interventions* (Higgins 2011). The recommended approach for assessing risk of bias in studies included in Cochrane review is a two-part tool addressing five specific domains (namely, sequence generation, allocation concealment, blinding, incomplete outcome data and other issues). The first part of the tool involves describing what was reported to have happened in the study. The second part of the tool involves assigning a judgement relating to the risk of bias for that entry in terms of high, low or unclear risk of bias. To make these judgements we used the criteria indicated by the *Cochrane Handbook for Systematic Reviews of Interventions* adapted to the addiction field. See table in [Appendix 6](#) for details.

The domains of sequence generation and allocation concealment (avoidance of selection bias) were addressed in the tool by a single entry for each study.

Blinding of participants and providers was not possible for the kind of intervention. Blinding of outcome assessor (avoidance of detection bias) was considered separately for objective outcomes (e.g. drop-out, substance use measured by urine analysis, subjects relapsed at the end of follow-up, subjects engaged in further treatments) and subjective outcomes (e.g. duration and severity of signs and symptoms of withdrawal, patient self-reported use of substance, side effects, social functioning as integration at school or at work, family relationship, etc.).

Incomplete outcome data (avoidance of attrition bias) was considered for all outcomes except for the drop-out from the treatment, which is very often the primary outcome measure in trials on addiction. It was assessed separately for results at the end of the study period, and for results at follow-up.

Measures of treatment effect

The results were not pooled in a meta-analysis owing to a substantial clinical and statistical heterogeneity. For continuous data, mean differences (MD) between the intervention and comparator groups with 95% confidence intervals (CI) were calculated. Dichotomous outcomes were presented as risk ratios (RR), with 95% CIs.

Unit of analysis issues

The meta-analysis was not performed, therefore unit-of-analysis error was not an issue. Only one multi-arm trial was included in the review and it was not used more than once in any of the comparisons.

Dealing with missing data

Four authors of original studies were contacted by email for missing data (April 2012) and reminded after two weeks. To date, two study authors have responded and provided additional information.

Assessment of heterogeneity

Investigations of heterogeneity were not conducted owing to the low number of included studies.

Assessment of reporting biases

The potential for reporting bias was planned to be further explored by funnel plots if more than 10 RCTs were included; however, this was not possible because only four RCTs were found.

Data synthesis

A formal meta-analysis was not possible owing to substantial differences between studies; there were no two studies similar enough to be considered for pooling. Results of included studies are reported individually for each trial, re-expressed as RRs for dichotomous outcomes and MDs for continuous outcomes, and reported with 95% CIs. A fixed-effect model was used because there was only one study for each comparison.

Subgroup analysis and investigation of heterogeneity

Investigations of heterogeneity were not conducted. If sufficient information had been available, the following subgroup analyses were planned:

1. types of psychosocial interventions (e.g. motivational vs. behavioural or BIs);
 2. length of the interventions (short, medium, extended).
- The following subgroup analyses were also anticipated, but not performed:
1. sustained benefit at six and 12 months after intervention;
 2. gender differences;
 3. single-drug (alcohol) versus poly-drug focused interventions;
 4. single-drug (alcohol) versus poly-drug focused interventions, which also address other health-related behaviours.

Sensitivity analysis

If sufficient information had been available, sensitivity analyses were planned according to the methodological quality criteria used for study inclusion:

- studies with a high risk of bias were to be excluded from the analysis; this decision was to be based on a pre-defined cut-off score (i.e. studies judged to be at high risk of bias for three and more risk items, including selection bias, were to be excluded);
- a separate sensitivity analysis was to be performed excluding CCTs.

Consumer participation

Consumer participation in the preparation of the protocol and the review itself was sought by: a) the first review author (JK), who is a member of the Cochrane Consumers Network, b) the Consumers network was approached to assist with a plain language summary of the review, and c) one of the co-authors of this review (EK) contributed to consumer consultation during the protocol and review development, as he was a practicing clinician in a healthcare facility with a high prevalence of this problem.

RESULTS

Description of studies

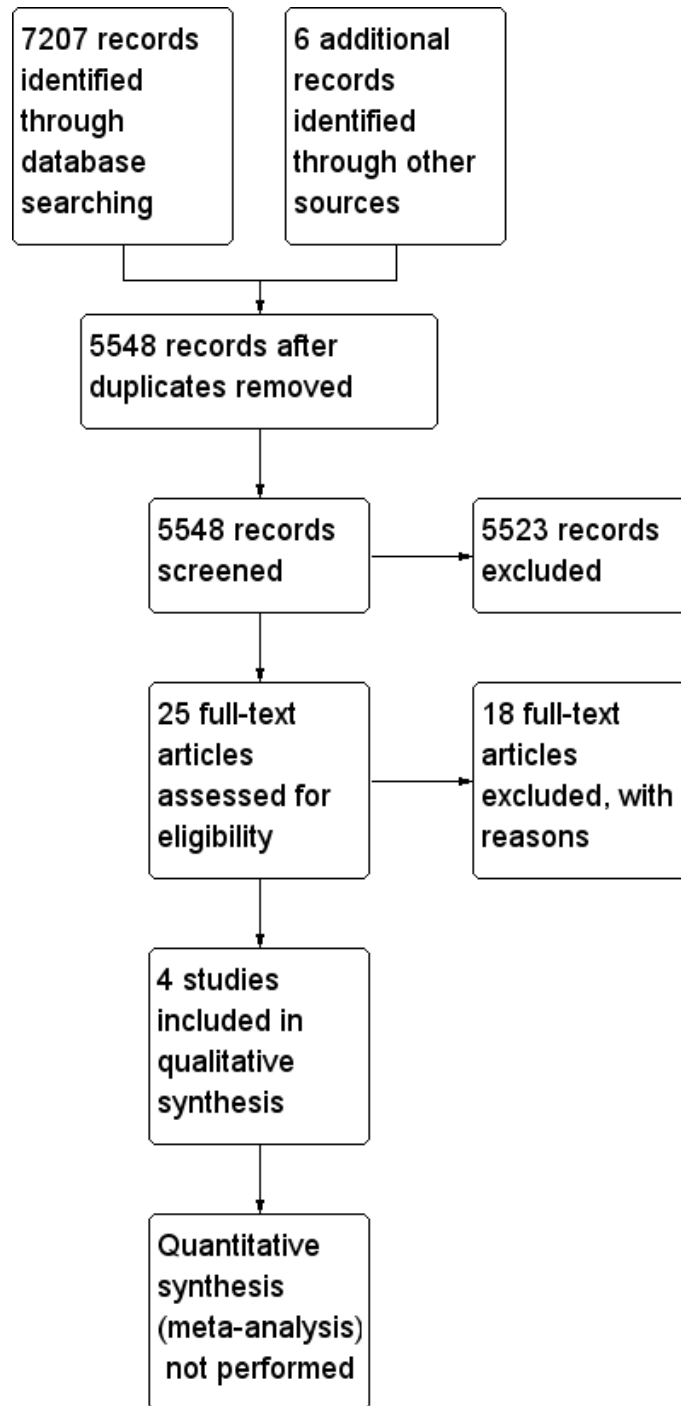
See: [Characteristics of included studies](#); [Characteristics of excluded studies](#).

See [Characteristics of included studies](#) and [Characteristics of excluded studies](#) tables.

Results of the search

Electronic searches yielded 7207 abstracts for review, and six additional records were identified through searching other sources. Duplicates were removed (by S. Mitrova) and 5523 references were excluded on the basis of title and abstract; 25 reports were acquired in full text for more detailed evaluation; 18 full-text reports were excluded and seven reports were included (describing four RCTs). No additional studies were found through reference checking. The process and results of study identification are outlined in a flow diagram ([Figure 1](#)) according to the PRISMA statement ([Moher 2009](#)).

Figure 1. Study flow diagram.



Included studies

Four studies (594 participants) were eligible for this review. The studies assessed the effectiveness of six psychosocial interventions: CBT, 12-step facilitation (TSF), BI, hepatitis health promotion (HHP), MI and brief motivational intervention (BMI).

Type of psychosocial intervention and setting

1. CBT versus TSF in an outpatient clinic (Carroll 1998).
2. BI versus treatment as usual in an outpatient clinic with/out opioid substitution treatment (Feldman 2011).
3. MI (group) versus HHP in an opioid substitution clinic (Nyamathi 2010).
4. MI (single) versus HHP in an opioid substitution clinic (Nyamathi 2010).
5. BMI versus assessment only in a needle exchange programme (Stein 2002a).

Countries in which the studies were conducted: three studies were conducted in USA and one in Switzerland

Duration of the trials: range from four to 12 weeks (plus various follow-ups), mean 7.5 weeks. Between one and 16 sessions were offered to participants, mean 5.5 (from 15 minutes to 16 hours of treatment time).

Participants: 594 problem drug users*: 33% were female. Mean age was 38.3 years.

*one multi-arm trial included 122 participants (Carroll 1998); however, only two psychosocial arms (N = 41) were considered for this review.

See [Characteristics of included studies](#) table for more detailed information.

Excluded studies

Thirty studies did not meet the criteria for inclusion in this review, for more information see [Characteristics of excluded studies](#) table. The grounds for exclusion were: type of intervention not in the inclusion criteria (no studies); type of participants not in the inclusion criteria (23 studies); type of outcomes not in the inclusion criteria (six studies); study design not in the inclusion criteria (one study).


Risk of bias in included studies

Summary results across studies for each domain, see [Figure 2](#) and [Figure 3](#). See [Characteristics of included studies](#) table for more detailed information.

Figure 2. Risk of bias summary: review authors' judgements about each risk of bias item for each included study.

	Random sequence generation (selection bias)	Allocation concealment (selection bias)	Blinding of outcome assessment (detection bias): Objective outcomes	Blinding of outcome assessment (detection bias): Subjective outcomes	Incomplete outcome data (attrition bias): End of Study outcomes	Incomplete outcome data (attrition bias): Follow up
Carroll 1998	?	?	?	+	-	-
Feldman 2011	+	+	?	-	?	+
Nyamathi 2010	+	-	?	-	?	+
Stein 2002a	?	?	?	+	?	+

Figure 3. Risk of bias graph: review authors' judgements about each risk of bias item presented as percentages across all included studies.



Allocation

Random sequence generation

Random sequence generation was judged as adequate in two studies (for one of them this was based on unpublished information from email communication with the study authors), and unclear in the remaining trials.

Allocation concealment

Only one study was judged being at low risk of bias, one was judged at high risk of bias and the remaining at unclear risk of bias.

Blinding

Objective outcomes

- abstinence or use of substance measured by patients with negative urine-tests, or breathalysers: participants and personnel were not blinded in all studies for the kind of interventions, and objective outcomes were not reported in the trials. They were used as an additional measure to confirm abstinence in two studies.

Subjective outcomes

- abstinence or use of substance as measured by self-reported or interviewer-administered questionnaires: participants and personnel were not blinded in all studies for the kind of interventions; two studies (50%) specified that outcome assessors were blinded and were judged to be at low risk of bias. Two studies reported that the outcome assessor was not blinded and were judged at high risk of bias; for one of them this is unpublished information from email communication with the study authors.

Incomplete outcome data

End of study outcomes

- (except retention in treatment): only one study measured this type of outcome and it was judged as high risk because the drop-out rates were not balanced across all groups in the trial (e.g. "the psychotherapy groups had significantly lower retention rates than the medication groups" (Carroll 1998)).

Follow-up outcomes

- (except retention in treatment): three studies were judged to be at low risk of bias because there were few patients (less than 10%) withdrawn from the studies, or there was a high rate of drop-out but percentages were balanced across intervention groups and reasons for withdrawn were provided, or authors

performed an intention to treat (ITT) analysis. One study was judged to be at high risk of bias because of a high drop-out rate, which was unbalanced across groups.

Effects of interventions

Meta-analysis of all included studies was not possible. The results were summarised according to the type of psychosocial intervention, with comparisons of quantitative data where possible. The included studies used different questionnaires to measure their outcomes and for many of them the authors did not report the post-treatment/follow-up scores or they did not state what was considered to represent mild, moderate and severe categories. This prevented comparison of results across studies. One study had three arms, in this case they were entered into two separate comparisons (group and single format), so they were not counted twice. See [Characteristics of included studies](#) table for more detailed information.

We present the effects of the interventions by comparisons examined in the primary studies. Primary outcome was alcohol use or abstinence and secondary outcome was illicit drug use or abstinence. Other secondary outcomes were planned at the protocol stage of the review: engagement in further treatment (i.e. drop-out rates, utilisation of health services) and alcohol-related problems or harms. These are not reported here because they were not measured in the identified trials.

1. Cognitive-behavioural coping skills training versus 12-step facilitation

Continuous outcomes

1.1.1 Alcohol abstinence as maximum number of weeks of consecutive alcohol abstinence during treatment

One study, 41 participants ([Carroll 1998](#)), MD 0.40 (95% CI -1.14 to 1.94), the difference was not statistically significant, see [Analysis 1.1](#).

1.1.2 Illicit drug abstinence as maximum number of weeks of consecutive abstinence from cocaine during treatment

One study, 41 participants ([Carroll 1998](#)), MD 0.80 (95% CI -0.70 to 2.30), the difference was not statistically significant, see [Analysis 1.1](#).

1.2.1 Alcohol abstinence as number achieving three or more weeks of consecutive alcohol abstinence during treatment

One study, 41 participants ([Carroll 1998](#)), RR 1.96 (95% CI 0.43 to 8.94), the difference was not statistically significant, see [Analysis 1.2](#).

1.2.2 Illicit drug abstinence as number achieving three or more weeks of consecutive abstinence from cocaine during treatment

One study, 41 participants ([Carroll 1998](#)), RR 1.10 (95% CI 0.42 to 2.88), the difference was not statistically significant, see [Analysis 1.2](#).

1.2.3 Alcohol abstinence during follow-up year

One study, 41 participants ([Carroll 1998](#)), RR 2.38 (95% CI 0.10 to 55.06), the difference was not statistically significant, see [Analysis 1.2](#).

1.2.4 Illicit drug abstinence as abstinence from cocaine during follow-up year

One study, 41 participants ([Carroll 1998](#)), RR 0.39 (95% CI 0.04 to 3.98), the difference was not statistically significant, see [Analysis 1.2](#).

2. Brief intervention versus treatment as usual

Continuous outcomes

2.1.1 Alcohol use as AUDIT scores at three months

One study, 110 participants ([Feldman 2011](#)), MD 0.10 (95% -2.96 to 3.16), the difference was not statistically significant, see [Analysis 2.1](#).

2.1.2 Alcohol use as AUDIT Scores at nine months

One study, 110 participants ([Feldman 2011](#)), MD 1.50 (95% CI -1.74 to 4.74), the difference was not statistically significant, see [Analysis 2.1](#).

2.1.3 Alcohol use as number of drinks per week at three months

One study, 110 participants ([Feldman 2011](#)), MD 2.40 (95% CI -4.59 to 9.39), the difference was not statistically significant, see [Analysis 2.1](#).

2.1.4 Alcohol use as number of drinks per week at nine months

One study, 110 participants ([Feldman 2011](#)), MD -1.70 (95% CI -8.93 to 5.53), the difference was not statistically significant, see [Analysis 2.1](#).

Dichotomous outcomes

2.2.1 Alcohol use as decreased alcohol use at three months

One study, 110 participants (Feldman 2011), RR 0.32 (95% CI 0.19 to 0.54), the difference was statistically significant ($P < 0.0001$) in favour of treatment as usual, see Analysis 2.2.

2.2.2 Alcohol use as decreased alcohol use at nine months

One study, 110 participants (Feldman 2011), RR 0.16 (95% CI 0.08 to 0.33), the difference was statistically significant ($P < 0.0001$) in favour of treatment as usual, see Analysis 2.2.

3. Motivational interviewing (group) versus hepatitis health promotion

Continuous outcomes

3.1.1 Alcohol use (unpublished) as number of standard drinks consumed per day over the last 30 days

One study, 147 participants (Nyamathi 2010), MD -0.40 (95% CI -2.03 to 1.23), the difference was not statistically significant, see Analysis 3.1.

3.1.2 Illicit drug use (unpublished) as frequency of drug use (as measured by Addiction Severity Index - ASI drug)

One study, 147 participants (Nyamathi 2010), MD 0.00 (95% CI -0.03 to 0.03), the difference was not statistically significant, see Analysis 3.1.

3.1.3 Illicit drug use (unpublished) as a composite drug score (frequency*severity for all drugs taken)

One study, 151 participants (Nyamathi 2010), MD 0.00 (95% CI -0.42 to 0.42), the difference was not statistically significant, see Analysis 3.1.

This study reported an additional outcome as a change score for: daily drug use since baseline (past 30 days and six-month recall). We do not report this calculated variable here because authors provided us with unpublished results of two original variables that fed into this aggregate variable. Moreover, the published article reported scores for this variable as a mean change between assessment scores together with standard errors (SEs), which would have to be transformed into standard deviations (SDs).

Dichotomous outcomes

3.2.1 Alcohol use as greater than 50% reduction in number of standard drinks consumed per day over the last 30 days

One study, 166 participants (Nyamathi 2010), RR 1.10 (95% CI 0.82 to 1.48), the difference was not statistically significant, see Analysis 3.2.

3.2.2 Alcohol abstinence as abstinence from alcohol over the last 30 days

One study, 166 participants (Nyamathi 2010), RR 0.88 (95% CI 0.49 to 1.58), the difference was not statistically significant, see Analysis 3.2.

4. Motivational interviewing (single) versus hepatitis health promotion

Continuous outcomes

4.1.1 Alcohol use (unpublished) as number of standard drinks consumed per day over the last 30 days

One study, 155 participants (Nyamathi 2010), MD -0.10 (95% CI -1.89 to 1.69), the difference was not statistically significant, see Analysis 4.1.

4.1.2 Illicit drug use (unpublished) as frequency of drug use (as measured by Addiction Severity Index - ASI drug)

One study, 155 participants (Nyamathi 2010), MD 0.00 (95% CI -0.03 to 0.03), the difference was not statistically significant, see Analysis 4.1.

4.1.3 Illicit drug use (unpublished) as a composite drug score (frequency*severity for all drugs taken)

One study, 157 participants (Nyamathi 2010), MD -0.10 (95% CI -0.46 to 0.26), the difference was not statistically significant, see Analysis 4.1.

This study reported an additional outcome as a change scores for: daily drug use since baseline (past 30 days and six-month recall). We do not report this calculated variable here because authors provided us with unpublished results of two original variables which fed into this aggregate variable.

Dichotomous outcomes

4.2.1 Alcohol use as greater than 50% reduction in number of standard drinks consumed per day over the last 30 days

One study, 177 participants (Nyamathi 2010), RR 0.92 (95% CI 0.68 to 1.26), the difference was not statistically significant, see Analysis 4.1.

4.2.2 Alcohol abstinence as abstinence from alcohol over the last 30 days

One study, 177 participants (Nyamathi 2010), RR 0.97 (95% CI 0.56 to 1.67), the difference was not statistically significant, see Analysis 4.1.

5. Brief motivational intervention versus assessment only

Continuous outcomes

5.1.1 Alcohol use as number of days in the past 30 days with alcohol use at one month

One study, 187 participants (Stein 2002a), MD -0.30 (95% CI -3.38 to 2.78), the difference was not statistically significant, see Analysis 5.1.

5.1.2 Alcohol use as number of days in the past 30 days with alcohol use at six months

One study, 187 participants (Stein 2002a), MD -1.50 (95% CI -4.56 to 1.56), the difference was not statistically significant, see Analysis 5.1.

Dichotomous outcomes

5.2.1 Alcohol use as 25% reduction of drinking days in the past 30 days

One study, 187 participants (Stein 2002a), RR 1.23 (95% CI 0.96 to 1.57), the difference was not statistically significant, see Analysis 5.2.

5.2.2 Alcohol use as 50% reduction of drinking days in the past 30 days

One study, 187 participants (Stein 2002a), RR 1.27 (95% CI 0.96 to 1.68), the difference was not statistically significant, see Analysis 5.2.

5.2.3 Alcohol use as 75% reduction of drinking days in the past 30 days

One study, 187 participants (Stein 2002a), RR 1.21 (95% CI 0.84 to 1.75), the difference was not statistically significant, see Analysis 5.2.

5.2.4 Alcohol use as one or more drinking days' reduction in the past 30 days

One study, 187 participants (Stein 2002a), RR 1.12 (95% CI 0.91 to 1.38), the difference was not statistically significant, see Analysis 5.2.

5.2.5 Alcohol use as seven or more drinking days' reduction in the past 30 days

One study, 187 participants (Stein 2002a), RR 1.67 (95% CI 1.08 to 2.60), the difference was statistically significant in favour of BI (P = 0.02), see Analysis 5.2.

Other analyses

The following subgroup analyses were planned at the protocol stage of this review:

- type of psychosocial intervention (e.g. motivational vs. behavioural or BIs);
- length of the intervention (short, medium, extended);
- sustained benefit at six and 12 months after intervention;
- gender differences;
- single-drug (alcohol) versus poly-drug focused interventions;
- single-drug (alcohol) versus poly-drug focused interventions which also address other health-related behaviours;
- studies with low and unclear risk of bias.

None of the planned subgroup analyses were performed because there were not enough data/studies and high/unclear risk of bias in the included trials. Sensitivity analysis, assessment of heterogeneity and assessment of reporting biases were not performed for the same reasons.

DISCUSSION

Summary of main results

Four studies involving 594 participants were included in this review. The studies assessed the effectiveness of six psychosocial interventions: CBT, TSE, BI, HHP, MI and BMI.

There was significant clinical and reporting heterogeneity among the included studies, which precluded meta-analysis. The outcomes were analysed only in single studies. Comparing different

psychosocial interventions, there was only one study for each comparison. Most of the comparisons were not statistically significant, except for decreased alcohol use at three months (RR 0.32; 95% CI 0.19 to 0.54) and nine months (RR 0.16; 95% CI 0.08 to 0.35) in the [Feldman 2011](#) study. Surprisingly, these results favoured the control intervention. This could be interpreted in the light of the main limitations of this study, namely, the standard intervention provided to the control group was 'too strong' to enable reasonable comparison with the intervention group, and the intervention group had a high proportion of people with alcohol addiction who received the 15-minute-long brief alcohol intervention. This is in contradiction to the manual for BIs, which states that people with alcohol addiction should not receive BI, but should be referred to a specialised, more intensive treatment ([Babor 2001](#)). Evidence from other systematic reviews examining the general population indicates that BI is effective for harmful/hazardous use, but not for dependence ([Moyer 2002](#); [Raistrick 2006](#)). Finally, participants receiving BMI were significantly more likely to reduce their alcohol use by seven or more days in the past 30 days at six months' follow-up, compared to control group (RR 1.67; 95% CI 1.08 to 2.60).

Overall completeness and applicability of evidence

The identified studies are not sufficient to address all objectives of this review. All included studies were conducted in US and Switzerland, which limits their applicability to other contexts. A substantial proportion of participants in the included studies had significant problems with alcohol (e.g. a diagnosis of abuse or dependence), which may have impacted on the effectiveness of the short-term therapies offered to them. These people may require more intensive interventions, as BIs have been shown to be effective among people with less severe alcohol problems ([Raistrick 2006](#)). Only one study examined a longer type of intervention (i.e. 16 sessions); however, it included only 41 participants and reported their outcomes in a way that precluded comparison with other studies ([Carroll 1998](#)).

How do the results of this review fit into the context of current practice? This review selected a very narrow clinical question that was limited to a very specific population of patients or clients. Although the size of this population is not negligible, it is highly unlikely that all of the patients of a treatment service in a real-life setting will have both of the conditions selected as the eligibility criteria for this review. These stringent eligibility criteria strengthened the internal validity of the review; however, with an inevitable detriment to its external validity. A typical clinician in an actual treatment clinic would normally deal with a mixture of problem drug users who may or may not have other concurrent conditions or co-morbidities. To manage this demanding patient workload, they may want to consider other studies, which did not

meet the eligibility criteria of our review (see [Characteristics of excluded studies](#) table).

Quality of the evidence

Key methodological limitations

Methodological quality of the included studies was generally considered as low.

Half of the studies failed to describe random sequence generation and allocation concealment satisfactorily, with one trial being judged as high risk of allocation concealment. Two studies had low risk of bias on sequence generation. None of the studies were double blinded owing to the type of intervention assessed (psychosocial). For risk of bias related to incomplete outcome data, end-of-study outcomes were assessed in one trial only, and this was judged to be at high risk of bias. Three studies were judged to be at low risk of bias related to incomplete outcome data at follow-up, and one was judged as unclear risk.

Regarding the risk of bias at an outcome level, we could not assess the objective outcomes (alcohol/drug use measured by breathalysers or urine-analysis) because they were used only as an additional measure to check for accuracy of the self-reported alcohol/drug use in two studies, and therefore their scores were not reported in the primary studies. Two studies did not use objective measures of outcomes at all. For subjective outcomes (alcohol/drug use measured by self-reports), two studies were judged at unclear or high risk of detection bias. Sensitivity analysis, including or excluding studies at high risk of bias, was not performed owing to a small number of identified studies. Similarly, it was impossible to pool the data for illicit drug use outcomes or any other anticipated secondary outcomes (e.g. physical or psychological health).

Indirectness of evidence

Studies providing indirect evidence about our research question, for example trials that included illicit drug users with and without a concurrent problem alcohol use, were not included in this review. Other sources of indirectness, for example interventions, outcomes or comparators, were not identified.

Inconsistency of results

We identified only small unexplained heterogeneity or inconsistency in the results. One trial found the control intervention to be more beneficial than the experimental intervention on a calculated, dichotomised outcome. Most studies did not find significant, or found only a small, differences in effectiveness between the compared interventions on their primary outcomes.

Potential biases in the review process

There is a small chance that we missed some trials during the identification of relevant studies. We did not limit our searches to studies published in English; however, studies in non-English languages may have been missed because they are commonly less indexed in the selected databases. Unpublished studies may also have been missed. Unpublished studies are likely to have negative results, which is why they are not published. None of the authors who were contacted for information about unpublished or ongoing trials provided this information. Owing to a small number of included studies, we did not conduct the funnel plot for publication bias. The major limitation of the review process was that most trials did not provide enough published data, or data in a form that could be extracted for meta-analysis. Although all four authors were emailed, only two responded and provided further data. Furthermore, we could not include a number of potentially relevant studies, because they involved drug users without problem alcohol use in their samples.

Agreements and disagreements with other studies or reviews

Comparison of our review with other studies or reviews is complicated by the fact that we did not perform any meta-analysis and therefore do not have any aggregated results to allow this type of comparison. As described in the background section, two narrative literature reviews dealt with our research question to date (Arias 2008; Bickel 1987). Similarly to our work, these reviews were unable to identify evidence to answer our question or to conduct a meta-analysis. Subsequently, they based their conclusions on evidence coming from a mixed type of studies (e.g. case studies, RCTs) or studies that included illicit drug users without a concurrent problem alcohol use. We excluded this type of studies (see [Characteristics of excluded studies](#)). Furthermore, the review by Arias 2008 discussed 14 reports/studies about treatment of co-occurring alcohol and cocaine/opioid dependence, two of which were included in our review.

This review is unintentionally tapping into a sensitive controversy regarding the requirement of providing ancillary counselling services to patients in opioid substitution treatments. The questions are: do additional services provided to patients in MMT improve their outcomes? Does adding any psychosocial support to standard maintenance treatments yield additional benefits?

There are a number of ways to answer this question. While previous studies (Amato 2011; Gossop 2006; McLellan 1993; Schwartz 2012) answered this question by providing evidence of effectiveness of these interventions for general/mixed conditions/outcomes, which were based on mixed populations with or without concurrent alcohol problems, or based on mixed types of interventions (i.e. pharmacological plus psychosocial), we focused on a single type of intervention and a 'pure' population where all

participants had both alcohol and drug problems. This may be one of the reasons why our review found such a small number of studies. Nevertheless, our findings concur with the weakness of the evidence base to answer this important question, as reported in a previous Cochrane review (Amato 2011).

Another important question is: what constitutes standard maintenance/outpatient treatment? It appears that all standard treatments contain some type of psychosocial support, which varies considerably, and this makes it difficult to evaluate the added value of additional services. This was true for studies included in our review and, in addition, the process of assessment or quick feedback following the assessment, or both, resulted in improved alcohol outcomes among the participants.

AUTHORS' CONCLUSIONS

Implications for practice

Based on the weak evidence identified in this review, we cannot recommend using or ceasing psychosocial interventions for problem alcohol use in illicit drug users. In addition, no reliable conclusions can be made from these data regarding the effectiveness of different types of psychosocial interventions for the target condition.

Similarly to other conditions, problem alcohol use has better prospects for a successful treatment if approached early. Evidence from the general population suggests that we need to focus on early *detection and* intervention as well as try to influence more established alcohol patterns of use. Early interventions are not implemented into routine care, especially in the settings where there is a potential for impact owing to high exposure, such as primary health care. Notwithstanding the clear benefit and feasibility of such early interventions (Kaner 2007), systematic reviews of the literature show that their integration into primary care is variable (2% to 93%) (e.g. Anderson 2004; Williams 2011), and a similar variation has been documented in state-level approaches to addressing problem alcohol use in opioid treatment programmes (Harris 2010). In addition, challenges to successful integration of alcohol-related interventions for problem drug users into general medical care were reported (Klimas 2012).

Given the high rates of co-occurrence of alcohol and drug problems, integration of alcohol- and drug-

orientated interventions appears as a logical action, but in light of this review remains without an evidence base.

Implications for research

This review emphasises the need for RCT to test the effectiveness of psychosocial interventions in reducing problem alcohol

use in illicit drug users. We recommend trials of robust methodology, which are reported well to allow for critical appraisal. For researchers planning an RCT in this area, we recommend to design their study as follows (according to the EPICOT format for research recommendations on the effects of treatments, see [Brown 2006](#)).

- **E** Evidence (what is the current state of the evidence?): the current evidence is limited to four RCTs conducted in outpatient/community setting, two of them with an accompanying opioid substitution treatment. More RCTs are needed.
- **P** Population (what is the population of interest?): adults, including younger adults, who are identified as problem drug users with a concurrent and confirmed problem alcohol use; people in or out of a formal addiction treatment.
- **I** Intervention (what are the interventions of interest?): psychosocial intervention, that is talking therapy or counselling (e.g. MI, CBT, contingency management, family therapy, BI, etc.).
- **C** Comparison (what are the comparisons of interest?): treatment as usual, no intervention, waiting list, other psychosocial interventions; pharmacological treatments (alone, or in combination with psychosocial treatments); interventions of different type, length and intensity.
- **O** Outcome (what are the outcomes of interest?): reduction in/abstinence from alcohol or drug use, or from both. In order to

be able to combine outcomes of future trials with our current data, outcome measures of future trials should include formal validated instruments, for example AUDIT questionnaire. Objective measures of these outcomes should be used in conjunction to self-reports wherever possible, for example breathalysers, urine-analysis.

- **T** Time stamp (date of literature search): 22 November 2011.

ACKNOWLEDGEMENTS

Health Research Board Ireland funded this project. Jennifer Collyer and Kathryn Smyth from UCD Health sciences library provided extensive support with the search strategy, in conjunction with the support from Cochrane Drugs and Alcohol Group, especially from Suzanna Mitrova (records screening) and Silvia Minozzi (quality advice). We thank the following individuals for retrieving full-text papers: Cendrine Robinson (Uniformed Services University of the Health Sciences, US); Constance M. Pollack (The College of Problems on Drug Dependence, US); Jan R. Böhnke (University of Trier, Germany); Maria Jakubekova (helped with German translations); Amy Drahotka and Marialena Trivela (UK Cochrane Centre) for excellent training in systematic reviews and answering follow-up questions; Adeline Nyamathi and Nelson Feldman for providing additional information/data regarding their trials included in our review.

REFERENCES

References to studies included in this review

Carroll 1998 *{published data only (unpublished sought but not used)}*

Carroll KM, Nich C, Ball SA, McCance E, Frankforter TL, Rounsaville BJ. One-year follow-up of disulfiram and psychotherapy for cocaine-alcohol users: sustained effects of treatment. *Addiction* 2000;**95**(9):1335–49.

* Carroll KM, Nich C, Ball SA, McCance E, Rounsaville BJ. Treatment of cocaine and alcohol dependence with psychotherapy and disulfiram. *Addiction* 1998;**93**(5): 713–27.

Feldman 2011 *{published and unpublished data}*

* Feldman N, Chatton A, Khan R, Khazaal Y, Zullino D. Alcohol-related brief intervention in patients treated for opiate or cocaine dependence: a randomized controlled study. *Substance Abuse Treatment, Prevention, and Policy* 2011;**6**(22):1–8.

Nyamathi 2010 *{published and unpublished data}*

* Nyamathi A, Shoptaw S, Cohen A, Greengold B, Nyamathi K, Marfisee M, et al. Effect of motivational interviewing on

reduction of alcohol use. *Drug Alcohol Dependence* 2010; **107**(1):23–30. [1879–0046: (Electronic)]

Nyamathi A M, Nandy K, Greengold B, Marfisee M, Khalilifard F, Cohen A, et al. Effectiveness of intervention on improvement of drug use among methadone maintained adults. *Journal of Addictive Disorders* 2011;**30**(1):6–16.

Stein 2002a *{published data only (unpublished sought but not used)}*

Stein MD, Anderson B, Charuvastra A, Maksad J, Friedmann PD. A brief intervention for hazardous drinkers in a needle exchange program. *Journal of Substance Abuse Treatment* 2002;**22**(1):23–31.

Stein MD, Charuvastra A, Anderson BJ. Social support and zero sharing risk among hazardously drinking injection drug users. *Journal of substance abuse treatment* 2002;**23**(3): 225–30.

* Stein MD, Charuvastra A, Makstad J, Anderson BJ. A randomized trial of a brief alcohol intervention for needle exchanges (BRAINE). *Addiction* 2002;**97**(6):691. [09652140]

References to studies excluded from this review

- Abou-Saleh 2008** {published data only}
Abou-Saleh M, Davis P, Rice P, Checinski K, Drummond C, Maxwell D, et al. The effectiveness of behavioural interventions in the primary prevention of hepatitis C amongst injecting drug users: a randomised controlled trial and lessons learned. *Harm Reduction Journal* 2008;**5**:25.
- Alessi 2007** {published data only}
Alessi SM, Hanson T, Wieners M, Petry NM. Low-cost contingency management in community clinics: delivering incentives partially in group therapy. *Experimental and Clinical Psychopharmacology* 2007;**15**(3):293–300.
- Andreasson 2002** {published data only}
Andreasson S, Hansagi H, Osterlund B. Short-term treatment for alcohol-related problems: four-session guided self-change versus one session of advice - a randomized, controlled trial. *Alcohol* 2002;**28**:57–62.
- Azrin 1994** {published data only}
Azrin NH, McMahon PT, Donohue B, Besalel VA, Lapinski KJ, Kogan ES, et al. Behavior therapy for drug abuse: a controlled treatment outcome study. *Behaviour Research and Therapy* 1994;**32**:857–66.
- Azrin 1996** {published data only}
Azrin NH, Acierno R, Kogan ES, Donohue B, Besalel VA, McMahon PT. Follow-up results of supportive versus behavioral therapy for illicit drug use. *Behaviour Research and Therapy* 1996;**34**:41–6.
- Baker 2005** {published data only}
Baker A, Lee NK, Claire M, Lewin TJ, Grant T, Pohlman S, et al. Brief cognitive behavioural interventions for regular amphetamine users: a step in the right direction. *Addiction* 2005;**100**:367–78.
- Baker 2006** {published data only}
Baker A, Bucci S, Lewin TJ, Kay-Lambkin F, Constable PM, Carr VJ. Cognitive-behavioural therapy for substance use disorders in people with psychotic disorders: randomised controlled trial. *British Journal of Psychiatry* 2006;**188**:439–48.
- Ball 2007** {published data only}
Ball SA, Martino S, Nich C, Frankforter TL, Van Horn D, Crits-Christoph P, et al. Site matters: multisite randomized trial of motivational enhancement therapy in community drug abuse clinics. *Journal of Consulting and Clinical Psychology* 2007;**75**:556–67.
- Bennett 2002** {published data only}
Bennett GA, Edwards S, Bailey J. Helping methadone patients who drink excessively to drink less: short-term outcomes of a pilot motivational intervention. *Journal of Substance Use* 2002; Vol. 7, issue 4:191–7. [1465–9891]
- Bernstein 2005** {published data only}
Bernstein J, Bernstein E, Tassiopoulos K, Heeren T, Levenson S, Hingson R. Brief motivational intervention at a clinic visit reduces cocaine and heroin use. *Drug Alcohol Dependence* 2005;**77**(1):49–59.
- Black 2011** {published data only}
Black AC, Rosen MI. A money management-based substance use treatment increases valuation of future rewards. *Addictive Behaviors* 2011; Vol. 36, issue 1–2: 125–8.
- Bowen 2006** {published data only}
Bowen S, Witkiewitz K, Dillworth TM, Chawla N, Simpson TL, Ostafin BD, et al. Mindfulness meditation and substance use in an incarcerated population. *Psychology of Addictive Behaviors* 2006;**20**:343–7.
- Brown 2007** {published data only}
Brown TG, Dongier M, Latimer E, Legault L, Seraganian P, Kokin M, et al. Group-delivered brief intervention versus standard care for mixed alcohol/other drug problems - a preliminary study. *Alcoholism Treatment Quarterly* 2007;**24**(4):23–40.
- Burling 2001** {published data only}
Burling TA, Burling AS, Latini D. A controlled smoking cessation trial for substance-dependent inpatients. *Journal of Consulting and Clinical Psychology* 2001;**69**:295–304.
- Chermack 2002** {published data only}
Chermack ST, Blow FC. Violence among individuals in substance abuse treatment: the role of alcohol and cocaine consumption. *Drug and Alcohol Dependence* 2002;**66**(1):29–37.
- Cohen 1982** {published data only}
Cohen M, Korts D, Hanbury R, Sturiano V, Jackson G, Stimmel B. The effect of alcoholism in methadone-maintained persons on productive activity: a randomized control trial. *Alcoholism, Clinical and Experimental Research* 1982;**6**:358–61.
Stimmel B, Cohen M, Sturiano V, Hanbury R, Korts D, Jackson G. Is treatment for alcoholism effective in persons on methadone maintenance?. *American Journal of Psychiatry* 1983;**140**:862–6.
- Daeppen 2010** {published data only}
Daeppen JB, Bertholet N, Gaume J, Fortini C, Faouzi M, Gmel G. Efficacy of brief motivational intervention in reducing binge drinking in young men: a randomized controlled trial. *Drug Alcohol Dependence* 2011;**113**(1):69–75. [DOI: 10.1016/j.drugalcdep.2010.07.009]
- Darker 2011** {published data only}
Darker CD, Sweeney BP, El Hassan HO, Smyth BP, Ivers JH, Barry JM. Brief interventions are effective in reducing alcohol consumption in opiate-dependent methadone-maintained patients: results from an implementation study. *Drug and Alcohol Review* 2012;**31**(3):348–56. [DOI: 10.1111/j.1465-3362.2011.00349.x]
- Drapkin 2008** {published data only}
Drapkin ML, Tate SR, McQuaid JR, Brown SA. Does initial treatment focus influence outcomes for depressed substance abusers?. *Journal of Substance Abuse Treatment* 2008;**35**:343–50.
- Drumright 2011** {published data only}
Drumright LN, Hagan H, Thomas DL, Latka MH, Golub ET, Garfein RS, et al. Predictors and effects of alcohol use on liver function among young HCV-infected injection drug users in a behavioral intervention. *Journal of Hepatology* 2011;**55**(1):45–52.

Forsberg 2011 *{published data only}*

Forsberg LG, Ernst D, Sundqvist K, Farbring CA. Motivational Interviewing delivered by existing prison staff: a randomized controlled study of effectiveness on substance use after release. *Substance Use and Misuse* 2011;**46**(12): 1477–85.

Gruber 2008 *{published data only}*

Gruber VA, Delucchi KL, Kielstein A, Batki SL. A randomized trial of 6-month methadone maintenance with standard or minimal counseling versus 21-day methadone detoxification. *Drug Alcohol Dependence* 2008;**94**:199–206.

Marsden 2006 *{published data only}*

Marsden J, Stillwell G, Barlow H, Boys A, Taylor C, Hunt N, et al. An evaluation of a brief motivational intervention among young ecstasy and cocaine users: no effect on substance and alcohol use outcomes. *Addiction* 2006; Vol. 101:1014–26.

O'Farrell 2008 *{published data only}*

O'Farrell TJ, Murphy M, Alter J, Fals-Stewart W. Brief family treatment intervention to promote continuing care among alcohol-dependent patients in inpatient detoxification: a randomized pilot study. *Journal of Substance Abuse Treatment* 2008;**34**(3):363–9. [PUBMED: 17614242]

Sanson-Fisher 2010 *{published data only}*

Sanson-Fisher R, Brand M, Shakeshaft A, Haber P, Day C, Conigrave K, et al. Forming a national multicentre collaboration to conduct clinical trials: increasing high-quality research in the drug and alcohol field. *Drug and Alcohol Review* 2010;**29**(5):469–74.

Staiger 2009 *{published data only}*

Staiger PK, Gruenert S, Manning M, Lake A, Long C. A brief alcohol intervention program for adults in residential drug treatment: results from a randomised controlled trial. *Drug and Alcohol Review* 2009;**28**:A60.

Van Der, 1995 *{published data only}*

Van Der Hyde VA. *Adatsa Follow-up Study of Extended Outpatient Care: A Comparison of 90 Days Versus 180 Days of Outpatient Treatment for Clients of Washington State's Alcoholism and Drug Addiction Treatment and Support Act*. Washington State Dept. of Social and Health Services, Olympia: Office of Research and Data Analysis, 1995:124.

Worden 2010 *{published data only}*

Worden BL. *Effectiveness of a Feedback-Based Brief Intervention for Alcohol Use Disorders in Community Care [thesis]*. Newark, NJ: Graduate School-New Brunswick Rutgers, The State University of New Jersey, 2010.

Zule 2007 *{published data only}*

Zule WA, Costenbader EC, Coomes C. Effects of a motivational intervention to reduce alcohol use among injecting drug at risk of HCV. Proceedings of the 69th Annual Scientific Meeting of the College on Problems of Drug Dependence; 2007 June 16–21; Quebec City, Canada. 2007.

Zule 2009 *{published data only}*

Zule WA, Costenbader EC, Coomes CM, Wechsberg WM. Effects of a hepatitis C virus educational intervention or a motivational intervention on alcohol use, injection drug use, and sexual risk behaviors among injection drug users. *American Journal of Public Health* 2009;**99**:S180–6.

Additional references**Alcoholics Anonymous 1939**

Alcoholics Anonymous. *The Story of How More Than One Hundred Men Have Recovered From Alcoholism*. New York: Alcoholics Anonymous World Services, Inc., 1939.

Amato 2011

Amato L, Minozzi S, Davoli M, Vecchi S, Ferri M, Mayet S. Psychosocial combined with agonist maintenance treatments versus agonist maintenance treatments alone for treatment of opioid dependence. *Cochrane Database of Systematic Reviews* 2011, Issue 10. [DOI: 10.1002/14651858.CD004147.pub4]

Amato 2011b

Amato L, Minozzi S, Davoli M, Vecchi S, Ferri M, Mayet S. Psychosocial combined with agonist maintenance treatments versus agonist maintenance treatments alone for treatment of opioid dependence. *Cochrane Database of Systematic Reviews* 2011, Issue 10. [DOI: 10.1002/14651858.CD004147]

Anderson 2004

Anderson P, Laurant M, Kaner E, Wensing M, Grol R. Engaging general practitioners in the management of hazardous and harmful alcohol consumption: results of a meta-analysis. *Journal of Studies on Alcohol* 2004;**65**(2): 191–9.

Arias 2008

Arias AJ, Kranzler HR. Treatment of co-occurring alcohol and other drug use disorders. *Alcohol Research & Health* 2008;**31**(2):155–67.

Babor 2001

Babor T, Higgins-Biddle J. *Brief Intervention For Hazardous and Harmful Drinking. A Manual for Use in Primary Care*. Geneva: WHO, 2001.

Bickel 1987

Bickel WK, Marion I, Lowinson JH. The treatment of alcoholic methadone patients: a review. *Journal of Substance Abuse Treatment* 1987;**4**(1):15–9.

Blankertz 2004

Blankertz L, Magura S, Staines GL, Madison EM, Spinelli M, Horowitz E, et al. A new work placement model for unemployed methadone maintenance patients. *Substance Use and Misuse* 2004;**39**(13–14):2239–60.

Brown 2006

Brown P, Brunnhuber K, Chalkidou K, Chalmers I, Clarke M, Fenton M, et al. How to formulate research recommendations. *BMJ* 2006;**33**(7572):804–6. [DOI: 10.1136/bmj.38987.492014.94]

Budney 2001

Budney AJ, Sigmon SC, Higgins ST. Contingency management: using science to motivate change. In: Coombs RH editor(s). *Addiction Recovery Tools: A Practical Handbook*. London: Sage, 2001:147–72.

Crits-Christoph 1999

Crits-Christoph P, Siqueland L, Blaine J, Frank A, Luborsky L, Onken LS, et al. Psychosocial treatments for cocaine dependence: National Institute on Drug Abuse Collaborative Cocaine Treatment Study. *Archives of General Psychiatry* 1999;**56**(6):493–502.

CSAT 2004

Center for Substance Abuse Treatment. *Substance Abuse Treatment and Family Therapy. Treatment Improvement Protocol (TIP) Series, No. 39. DHHS Publication No. (SMA) 04-3957*. Rockville, MD: Substance Abuse and Mental Health Services Administration, 2004.

Dalsbø 2010

Dalsbø TK, Hammerstrøm KT, Vist Gunn E, Gjermo H, Smedslund G, Steiro A, et al. Psychosocial interventions for retention in drug abuse treatment. *Cochrane Database of Systematic Reviews* 2010, Issue 1. [DOI: 10.1002/14651858.CD008220]

De Leon 2000

De Leon G. *The Therapeutic Community: Theory, Model, and Method*. New York: Springer Publishing Company, 2000.

DSM-IV

Diagnostic and Statistical Manual of Mental Disorders DSM-IV-TR Fourth Edition (Text Revision). American Psychiatric Publishing, Inc.. American Psychiatric Publishing, Inc., 1994. [: 0890420254]

EMCDDA 2008

Scalia Tomba GP, Rossi C, Taylor C, Klempova D, Wiessing L. Guidelines for Estimating the Incidence of Problem Drug Use. EMCDDA, Lisbon 2008.

Gossop 2000

Gossop M, Marsden J, Stewart D, Rolfe A. Patterns of drinking and drinking outcomes among drug misusers: 1-year follow-up results. *Journal of Substance Abuse Treatment* 2000;**19**(1):45–50.

Gossop 2006

Gossop M, Stewart D, Marsden J. Effectiveness of drug and alcohol counselling during methadone treatment: content, frequency, and duration of counselling and association with substance use outcomes. *Addiction* 2006;**101**(3):404–12.

Harris 2010

Harris GH, Strauss SM, Katigbak C, Brar BS, Brown Jr LS, Kipnis SS, et al. Variation among state-level approaches to addressing alcohol abuse in opioid treatment programs. *Journal of Substance Abuse Treatment* 2010;**39**(1):58–64.

Hartzler 2010

Hartzler B, Donovan DM, Huang Z. Comparison of opiate-primary treatment seekers with and without alcohol use disorder. *Journal of Substance Abuse Treatment* 2010;**39**(2):114–23.

Hartzler 2011

Hartzler B, Donovan DM, Huang Z. Rates and influences of alcohol use disorder comorbidity among primary stimulant misusing treatment-seekers: meta-analytic findings across eight NIDA CTN trials. *The American Journal of Drug and Alcohol Abuse* 2011;**37**(5):460–71.

Hesse 2007

Hesse M, Vanderplasschen W, Rapp R, Broekaert E, Fridell M. Case management for persons with substance use disorders. *Cochrane Database of Systematic Reviews* 2007, Issue 4. [DOI: 10.1002/14651858.CD006265]

Higgins 2011

Higgins JPT, Green S (editors). *Cochrane Handbook for Systematic Reviews of Interventions Version 5.1.0. [updated March 2011]*. The Cochrane Collaboration, 2011. Available from www.cochrane-handbook.org.

Hunt 1973

Hunt GM, Azrin NH. A community-reinforcement approach to alcoholism. *Behavioural Research and Therapy* 1973;**11**(1):91–104.

Kaner 2007

Kaner EF, Beyer F, Dickinson HO, Pienaar E, Campbell F, Schlesinger C, et al. Effectiveness of brief alcohol interventions in primary care populations. *Cochrane Database of Systematic Reviews* 2007, Issue 2. [DOI: 10.1002/14651858.CD004148]

Klimas 2012

Klimas J, Field CA, Barry J, Bury G, Keenan E, Lyons S, et al. Commentary on "The research translation problem: alcohol screening and brief intervention in primary care - real world evidence supports theory". *Drugs Education Prevention Policy* 2012;**19**(1):88–90. [DOI: 10.3109/09687637.2011.577462]

Knapp 2007

Knapp WP, Soares B, Farrell M, Silva de Lima M. Psychosocial interventions for cocaine and psychostimulant amphetamines related disorders. *Cochrane Database of Systematic Reviews* 2007, Issue 3. [DOI: 10.1002/14651858.CD003023]

Lui 2008

Lui S, Terplan M, Smith EJ. Psychosocial interventions for women enrolled in alcohol treatment during pregnancy. *Cochrane Database of Systematic Reviews* 2008, Issue 3. [DOI: 10.1002/14651858.CD006753]

Maremmani 2007

Maremmani I, Pani PP, Mellini A, Pacini M, Marini G, Lovrecic M, et al. Alcohol and cocaine use and abuse among opioid addicts engaged in a methadone maintenance treatment program. *Journal of Addictive Diseases* 2007;**26**(1):61–70.

Marlatt 1996

Marlatt GA. Taxonomy of high-risk situations for alcohol relapse: evolution and development of a cognitive-behavioral model. *Addiction* 1996;**91** Suppl:S37–49.

Mayet 2004

Mayet S, Farrell M, Ferri M, Amato L, Davoli M. Psychosocial treatment for opiate abuse and dependence. *Cochrane Database of Systematic Reviews* 2004, Issue 4. [DOI: 10.1002/14651858.CD004330]

McCusker 2001

McCusker M. Influence of hepatitis C status on alcohol consumption in opiate users in treatment. *Addiction* 2001; **96**(7):1007–14.

McLellan 1993

McLellan AT, Arndt IO, Metzger DS, Woody GE, O'Brien CP. The effects of psychosocial services in substance abuse treatment. *JAMA* 1993;**269**(15):1953–9.

Meador 2010

Meador N, Li R, Des Jarlais DC, Pilling S. Psychosocial interventions for reducing injection and sexual risk behaviour for preventing HIV in drug users. *Cochrane Database of Systematic Reviews* 2010, Issue 1. [DOI: 10.1002/14651858.CD007192.pub2]

Messina 2003

Messina N, Farabee D, Rawson R. Treatment responsivity of cocaine-dependent patients with antisocial personality disorder to cognitive-behavioral and contingency management interventions. *Journal of Consulting and Clinical Psychology* 2003;**71**(2):320–9.

Miller 1996

Miller WR, Bennett ME. Treating alcohol problems in the context of other drug abuse. *Alcohol Health and Research World* 1996;**20**(2):118–23.

Miller 2002

Miller WR, Wilbourne PL. Mesa Grande: a methodological analysis of clinical trials of treatments for alcohol use disorders. *Addiction* 2002; Vol. 97, issue 3:265–77. [0965–2140: (Print)]

Miller 2004

Miller WR, Rollnick S. Talking oneself into change: motivational interviewing, stages of change, and therapeutic process. *Journal of Cognitive Psychotherapy* 2004;**18**: 299–308.

Minozzi 2011

Minozzi S, Amato L, Vecchi S, Davoli M. Psychosocial treatments for drugs and alcohol abusing adolescents. *Cochrane Database of Systematic Reviews* 2011, Issue 3. [DOI: 10.1002/14651858.CD008283]

Moher 2009

Moher D, Liberati A, Tetzlaff J, Altman DG, The Prisma Group. Preferred reporting items for systematic reviews and meta-analyses: the PRISMA statement. *PLoS Medicine* 2009;**6**(7):e1000097. [DOI: 10.1371/journal.pmed.1000097]

Moyer 2002

Moyer A, Finney JW, Swearingen CE, Vergun P. Brief interventions for alcohol problems: a meta-analytic review of controlled investigations in treatment-seeking and non-

treatment-seeking populations. *Addiction* 2002; Vol. 97: 279–92.

NIH 2012

NIH. Request for Information (RFI): input into the scientific strategic plan for the proposed National Institute of Substance Use and Addiction Disorders, 2012. grants.nih.gov/grants/guide/notice-files/NOT-OD-12-045.html (accessed 27 September 2012).

Nilsen 2010

Nilsen P. Brief alcohol intervention - where to from here? Challenges remain for research and practice. *Addiction* 2010; Vol. 105, issue 6:954–9. [1360–0443]

Ostapowicz 1998

Ostapowicz G, Watson KJ, Locarnini SA, Desmond PV. Role of alcohol in the progression of liver disease caused by hepatitis C virus infection. *Hepatology* 1998; Vol. 27, issue 6:1730–5. [0270–9139: (Print)]

Ottomanelli 1999

Ottomanelli G. Methadone patients and alcohol abuse. *Journal of Substance Abuse Treatment* 1999;**16**(2):113–21.

Pilling 2010

Pilling S, Hesketh K, Mitcheson L. *Routes to recovery: psychosocial interventions for drug misuse. A framework and toolkit for implementing NICE-recommended treatment interventions*. London: NTA, 2010.

Platt 1995

Platt JJ. Vocational rehabilitation of drug abusers. *Psychological Bulletin* 1995;**117**(3):416–33.

Prochaska 1992

Prochaska JO, DiClemente CC, Norcross JC. In search of how people change: applications to addictive behaviors. *American Psychologist* 1992;**47**(9):1102–14.

Raistrick 2006

Raistrick D, Heather N, Godfrey C. *Review of the Effectiveness of Treatment for Alcohol Problems*. London: National Treatment Agency for Substance Misuse, 2006.

Schwartz 2012

Schwartz RP, Kelly SM, O'Grady KE, Gandhi D, Jaffe JH. Randomized trial of standard methadone treatment compared to initiating methadone without counseling: 12-month findings. *Addiction* 2012;**107**(5):943–52. [DOI: 10.1111/j.1360-0443.2011.03700.x]

Shand 2003

Shand F, Gates J, Fawcett J, Mattick R. The treatment of alcohol problems: a review of the evidence, 2003. [www.alcohol.gov.au/internet/alcohol/publishing.nsf/Content/1980DFD151B3287FCA257261000E0955/\\$File/alcproblems.pdf](http://www.alcohol.gov.au/internet/alcohol/publishing.nsf/Content/1980DFD151B3287FCA257261000E0955/$File/alcproblems.pdf). (accessed 27 September 2012).

Smedslund 2011

Smedslund G, Berg RC, Hammerström KT, Steiro A, Leiknes KA, Helene DM, et al. Motivational interviewing for substance abuse. *Cochrane Database of Systematic Reviews* 2011, Issue 5. [DOI: 10.1002/14651858.CD008063]

Smith 2006

Smith LA, Gates S, Foxcroft D. Therapeutic communities for substance related disorder. *Cochrane Database of Systematic Reviews* 2006, Issue 1. [DOI: 10.1002/14651858.CD005338]

Smyth 1998

Smyth BP, Keenan E, O'Connor JJ. Bloodborne viral infection in Irish injecting drug users. *Addiction* 1998; Vol. 93, issue 11:1649–56. [0965–2140: (Print)]

Srivastava 2008

Srivastava A, Kahan M, Ross S. The effect of methadone maintenance treatment on alcohol consumption: a systematic review. *Journal of Substance Abuse and Treatment* 2008; Vol. 34, issue 2:215–23. [0740–5472: (Print)]

Teplin 2007

Teplin D, Raz B, Daiter J, Varenbut M, Plater-Zyberk C. Screening for alcohol use patterns among methadone maintenance patients. *American Journal of Drug and Alcohol Abuse* 2007; Vol. 33, issue 1:179–83.

Terplan 2007

Terplan M, Lui S. Psychosocial interventions for pregnant women in outpatient illicit drug treatment programs compared to other interventions. *Cochrane Database of Systematic Reviews* 2007, Issue 4. [DOI: 10.1002/14651858.CD006037]

Thomas 2008

Thomas RE, Lorenzetti D, Spragins W. Mentoring adolescents to prevent drug and alcohol use. *Cochrane Database of Systematic Reviews* 2008, Issue 4. [DOI: 10.1002/14651858.CD007381]

White 1999

White JM, Irvine RJ. Mechanisms of fatal opioid overdose. *Addiction* 1999; Vol. 94, issue 7:961–72.

Whitlock 2004

Whitlock EP, Polen MR, Green CA, Orleans T, Klein J. Behavioral counseling interventions in primary care to reduce risky/harmful alcohol use by adults: a summary of the evidence for the U.S. Preventive Services Task Force. *Annals of Internal Medicine* 2004; Vol. 140, issue 7: 557–68.

WHO 1993

World Health Organization. The ICD-10 Classification of Mental and Behavioural Disorders: Diagnostic Criteria for Research, 1993. www.who.int/classifications/icd/en/GRNBOOK.pdf. (accessed 27 September 2012).

Williams 2011

Williams EC, Johnson ML, Lapham GT, Caldeiro RM, Chew L, Fletcher GS, et al. Strategies to implement alcohol screening and brief intervention in primary care settings: a structured literature review. *Psychology of Addictive Behaviors* 2011; **25**(2):206–14.

* Indicates the major publication for the study

CHARACTERISTICS OF STUDIES

Characteristics of included studies *[ordered by study ID]*

Carroll 1998

Methods	<p>Study design: RCT, single blind</p> <p>Recruitment modality of participants: individuals seeking treatment at the outpatient treatment unit of the APT Foundation, or from respondents to newspaper advertisements or public service announcements</p>
Participants	<p>Number of participants: 122 (41 in 2 arms selected for this review)</p> <p>Gender: 27% female</p> <p>Age: mean age 30.8 years (SD 5.5 years)</p> <p>Condition: "All subjects met current DSM-III-R criteria for cocaine dependence, and for concurrent alcohol dependence (85%) or alcohol abuse (15%)"</p> <p>Other relevant information:</p> <ul style="list-style-type: none"> • TSF arm: <p>Baseline substance use:</p> <ul style="list-style-type: none"> • mean weekly cocaine use 5.4 ± 8.6 • days cocaine use/past 30 12.7 ± 8.0 • cocaine use g/week/past 30 days 4.6 ± 6.6 • mean drinks per drinking day/past 30 days 10.2 ± 5.7 • days of alcohol use/past 30 days 12.3 ± 8.0 • years of cocaine use - lifetime 7.5 ± 3.9 • years of alcohol misuse - lifetime 7.1 ± 6.3 • life-time psychiatric disorders: any affective disorder 24%, any anxiety disorder 24%, anti-social personality disorder 42%, any non-ASP personality disorder 35% <ul style="list-style-type: none"> • ASI composite scores: medical 0.15 ± 0.26, employment 0.71 ± 0.28, legal 0.09 ± 0.18, family/social 0.21 ± 0.15, psychological 0.26 ± 0.17, alcohol 0.30 ± 0.19, cocaine 0.58 ± 0.24, other drugs 0.06 ± 0.06 • race: white 40%, African-American 56%, Hispanic 0%, other 4% • married/cohabiting 42% • unemployed 76% • education: less than high school 40% • primary route of administration: nasal 20%, smoking 72%, intravenous 8% • previous treatment: alcohol 36%, drugs 72% <p>CBT arm:</p> <p>Baseline substance use:</p> <ul style="list-style-type: none"> • mean weekly cocaine use (mean \pm SD) 5.6 ± 6.2 • days cocaine use/past 30 days; 15.6 ± 6.5 • cocaine use g/week/past 30 days 5.0 ± 5.1 • mean drinks per drinking day/past 30 days 10.6 ± 8.0 • days of alcohol use/past 30 days 18.5 ± 7.6 • years of cocaine use - lifetime 5.8 ± 3.1 • years of alcohol misuse - lifetime 7.3 ± 6.4 • life-time psychiatric disorders: any affective disorder 33%, any anxiety disorder 6%, anti-social personality disorder 46%, any non-ASP personality disorder 50% <ul style="list-style-type: none"> • ASI composite scores: medical 0.19 ± 0.29, employment 0.67 ± 0.32, legal $0.09 \pm$

	<p>0.17, family/social 0.12 ± 0.15, psychological 0.16 ± 0.19, alcohol 0.40 ± 0.20, cocaine 0.58 ± 0.18, other drugs 0.07 ± 0.05</p> <ul style="list-style-type: none"> • race: white 32%, African-American 63%, Hispanic 1%, other 0% • married/cohabiting 32% • unemployed 53% • education: less than high school 32% • primary route of administration: nasal 11%, smoking 84%, intravenous 5% • previous treatment: alcohol 32%, drugs 58%
Interventions	<p>Description of the experimental and control interventions: The trial included 5 treatment arms: CBT plus disulphiram; TSF plus disulphiram; CM plus disulphiram; CBT plus no medication; TSF plus no medication. We considered only the latter 2 psychosocial arms. CBT was based on Marlatt's relapse prevention model and TSF was adapted from that used in Project MATCH and was grounded in the concept of substance dependence as a spiritual and medical disease Route of delivery: treatments were manual-guided, 4 doctoral-level psychologists conducted CBT, 2 masters-level clinicians conducted TSF Number of participants allocated to each group: 25 in CBT plus no medication; 19 in TSF plus no medication Duration of the intervention: 12 weeks, 16 individual sessions Duration of follow-up: 12 weekly assessments within-treatment, and at 1, 3, 6, 12 months Country of origin, setting: a non-profit substance abuse treatment centre (APT foundation) affiliated with Yale University in New Haven, Connecticut</p>
Outcomes	<p>1.1.1 Alcohol abstinence as maximum number of weeks of consecutive alcohol abstinence during treatment 1.1.2 Illicit drug abstinence as maximum number of weeks of consecutive abstinence from cocaine during treatment 1.2.1 Alcohol abstinence as number achieving 3 or more weeks of consecutive alcohol abstinence during treatment 1.2.2 Illicit drug abstinence as number achieving 3 or more weeks of consecutive abstinence from cocaine during treatment 1.2.3 Alcohol abstinence during follow-up year 1.2.4 Illicit drug abstinence as abstinence from cocaine during follow-up year</p>
Notes	<p>All sessions were recorded and checked and rated for the accuracy and fidelity of the intervention "Subjects also met weekly with an independent clinical evaluator who collected urine specimens, assessed cocaine and alcohol use and monitored other clinical symptoms" "Patients were paid \$25 for each follow-up interview, with a \$10 increase for each consecutive interview they attended, to encourage more complete data collection. In addition, patients were paid a \$5 bonus for attending an interview within 28 days of the target interview date"</p> <ul style="list-style-type: none"> • Only 39 subjects completed the full 12-week treatment (compliant treatment completers) • Participants in the pharmacological arms stayed longer in treatment (patients were not blind to their intervention) • The specific type of self-report questionnaires not reported in the primary paper (1998), only in the follow-up paper

	<ul style="list-style-type: none"> • Results are reported as No. of weeks of continuous abstinence • The follow-up report (2000) does not provide any end-point scores (only results of the Random effects regression model) • Use of cocaine and alcohol were strongly associated with each other during treatment, particularly for the subjects assigned to disulphiram 	
Risk of bias		
Bias	Authors' judgement	Support for judgement
Random sequence generation (selection bias)	Unclear risk	Not enough information provided; e.g. "Of the 122 randomised subjects, 117 initiated the treatment"
Allocation concealment (selection bias)	Unclear risk	Not stated
Blinding of outcome assessment (detection bias) Objective outcomes	Unclear risk	Not available Objective measures used rather as an accuracy check than an outcome (urine specimens and Brethalyser tests conducted by a blinded evaluator)
Blinding of outcome assessment (detection bias) Subjective outcomes	Low risk	Within-study assessments: "independent clinical evaluator who collected urine specimens, assessed cocaine and alcohol use; the evaluator saw patients in an office physically separated from the therapy offices and instructed patients not to disclose detail of their therapist of treatment" Follow-up assessments (2000 paper): "Patients were assessed at face-to-face follow-up interviews conducted 1, 3, 6 and 12 months after the 12-week termination point by an independent clinical evaluator who was blind to both psychotherapy and pharmacotherapy condition"
Incomplete outcome data (attrition bias) End of Study outcomes	High risk	Within-treatment assessments (1998): "Assignment to disulphiram was associated with significantly better retention in treatment" The psychotherapy groups had significantly lower retention rates than the medication groups: "subjects assigned to disulphiram treatment were retained significantly longer than those assigned to no medication (8.4 versus 5.8 weeks. $F= 8.7, p< 0.05$)"

		<p>Retention rates:</p> <ul style="list-style-type: none"> ● CBT/disulphiram group (mean 8.8 weeks) ● CM/disulphiram (8.4 weeks) ● TSF/disulphiram (8.0) ● CBT/no medication (6.3) ● TSF/no medication (5.3) <p>“However, such analyses, ..., are confounded by differences among the treatments in retention”</p> <p>Only 30% completed treatment, however: “Subjects who remained in treatment the full 12 weeks/16 sessions (n=39) did not differ from those who did not start treatment or dropped out (n=83) in terms of gender, race, employment status, route of administration, presence of lifetime affective, anxiety or antisocial personality disorder, but those who met criteria for a nonASP Axis II disorder, were significantly more likely to complete treatment than these who did not (48.1% versus 23.1%)”</p> <p>Comments:</p> <ol style="list-style-type: none"> 1) baseline characteristics provided for the ITT sample (N = 122), but 2) rates of consecutive abstinence provided for the exposed sample (N = 117) 3) it is not known whether missing outcome data were balanced in numbers across intervention groups, because group breakdowns for drop-outs are not provided. 4) psychotherapy groups (CBT, TSF) differed significantly at baseline: for frequency of alcohol use; and medication groups had lower baseline cocaine use
<p>Incomplete outcome data (attrition bias) Follow up</p>	<p>High risk</p>	<p>All groups had a comparable number of follow-up data points. However, number of drop-outs not reported for each group separately</p> <p>“It is possible that poorer-functioning subjects who dropped out of treatment early were under-represented in the follow-up data, inflating outcomes in all groups”</p> <p>“Participants who completed more sessions had better outcomes during follow-up”</p> <ul style="list-style-type: none"> ● Subjects with higher age of onset of drug use had more follow-up data ● Subjects with non-ASP Axis II

		<p>disorders had more follow-up data</p> <ul style="list-style-type: none"> • No significant differences between those followed up and those not followed on <p>Percentage of treatment days abstinent from cocaine, percentage of treatment days abstinent from alcohol, percentage of cocaine-negative urine screens, medication compliance during treatment</p> <p>Number of drop-outs and reasons:</p> <p>Number randomised: 122 (25 TSE, 19 CBT)</p> <p>Number initiated: 117 (23 TSE, 18 CBT) - no other reason provided</p> <p>Number removed from the trial: 8 (1 did not comply with medication, 1 medication side effects. 4 clinical deterioration, 2 administrative discharge)</p> <p>Number drop-outs: 70 (no group breakdowns - no other reasons)</p> <p>Number completed treatment: 39</p> <p>Number followed up at least once: 96, i.e.:</p> <p>1 month: 68 3 months: 67 6 months: 63 12 months: 72</p>
--	--	--

Feldman 2011

<p>Methods</p>	<p>Study design: RCT</p> <p>Recruitment modality of participants: for 1 year, participation in the study was proposed systematically to each adult outpatient who was treated for opioid or cocaine dependence</p>
<p>Participants</p>	<p>Number of participants: 110</p> <p>Gender: 72.3% male</p> <p>Age (mean ± SD): 35 ± 7.8 years</p> <p>Condition: problem alcohol use based on questions from the AUDIT questionnaire, i. e. excessive drinking (7 ≤ AUDIT score < 13 for men and 6 ≤ AUDIT score < 13 for women); and alcohol dependence (score > 13); 43.8% were classified as excessive drinkers and 56.2% as alcohol dependents</p> <p>Other relevant information: opiate dependence treatment with methadone substitution (56.2%) or diacetyl morphine (heroin treatment; 12%); no opioid substitution and treatment for opiate or cocaine dependence (31.7%)</p> <p>Most patients with cocaine dependence or with opiate dependence also had tobacco or cannabis dependence. Most patients had 1 or more concomitant psychiatric disorders (mood disorder, 35.6%; personality disorder, 34%; anxiety disorders, 14.7%; psychotic disorders, 9.4%). “Diagnoses were established according to the criteria of the ICD-10) by a resident and a senior psychiatrist”</p>

Interventions	<p>Description of the experimental and control interventions: the intervention group was BI and the control group was TAU</p> <p>(1) BI: BI was delivered in 1 session, based on WHO guidelines, delivered by a trained staff (4 hours' training). The intervention group received the same TAU as controls. The outpatient staff consisted of a psychiatrist, general practitioner, psychologist, nurse, and social worker</p> <p>(2) TAU: "The control group received TAU in addition to AUDIT and score feedback. TAU refers to outpatient pharmacological and psychosocial treatment. Maintenance treatment with methadone or heroin included medical and psychiatric follow-up, primary health care, psychosocial interventions, and administration of opiate treatments in a clinical setting. Psychosocial treatment included medical and psychiatric follow-up, primary health care, psychosocial interventions, and, if necessary, administration of pharmacotherapy in a clinical setting"</p> <p>Number of participants allocated to each group: 60 in BI, 52 in TAU</p> <p>Duration of the intervention (mean ± SD): 16 ± 4.7 minutes</p> <p>Duration of follow-up: 3 and 9 months</p> <p>Country of origin, setting: specialised outpatient clinic in the Division of Substance Abuse of the University Hospitals of Geneva, Switzerland</p>
Outcomes	<p>2.1.1 Alcohol use as AUDIT scores at 3 months</p> <p>2.1.2 Alcohol use as AUDIT Scores at 9 months</p> <p>2.1.3 Alcohol use as number of drinks per week at 3 months (number of glasses of alcohol per week, 1 glass: 10 g of alcohol; wine = 100 mL; beer = 250 mL; spirits = 25 mL)</p> <p>2.1.4 Alcohol use as number of drinks per week at 9 months</p> <p>2.2.1 Alcohol use as decreased alcohol use at 3 months</p> <p>2.2.2 Alcohol use as decreased alcohol use at 9 months</p> <p>2.2.3 and 2.2.4 Increased or unchanged alcohol use at 3 and 9 months (i.e. reverse of the above)</p>
Notes	<p>The patients in both groups were already in treatment for opioid or cocaine dependence before study inclusion. Patients allocated to BI received this intervention 2 or 3 weeks after AUDIT screening</p> <p>The WHO manual recommends to refer patients with alcohol dependence to specialist treatment without providing BI</p> <p>All screened patients received feedback that explained the meaning of their AUDIT score</p> <p>Almost 40% of the sample was lost to follow-up</p> <p>More participants had success (decreased alcohol use) in control group than intervention.</p> <p>Strong effect of TAU in the control group</p>

Risk of bias

Bias	Authors' judgement	Support for judgement
Random sequence generation (selection bias)	Low risk	Quote: "The randomisation scheme was drawn by a statistician, who used the Web site [http://www.randomizer.org/]. A random permuted block method was used, with blocks of 4 patients"

Allocation concealment (selection bias)	Low risk	Quote: "The sequence was concealed from all investigators with numbered opaque sealed envelopes prepared by the statistician and handed over to the physician in charge of the study"
Blinding of outcome assessment (detection bias) Objective outcomes	Unclear risk	Not available, objective measures not used
Blinding of outcome assessment (detection bias) Subjective outcomes	High risk	Not stated Unpublished information: "There is no blinding assessment"
Incomplete outcome data (attrition bias) End of Study outcomes	Unclear risk	Not available. The study did not assess outcomes at the time of the study end
Incomplete outcome data (attrition bias) Follow up	Low risk	Modified ITT analysis (multiple imputation, random assumption) At T0 - 1 person not included in analysis because of data-entry errors, both in both control and intervention group Number of drop-outs and reasons: "Of the BI group, 59.3% completed the last observation and of the control group, 58.8% completed it" Intervention (T0 = 51, T3 = 29, T9 = 30) Control (T0 = 59, T3 = 30, T9 = 35) No reasons provided for drop-outs, but regression showed no differences: "Logistic regressions showed that the - Type of drinker- and - Treatment group - did not explain the missingness of data" "Hence, these variables displayed no particular pattern, meaning that the data for excessive drinkers and for alcohol-dependent patients, as well as for the control group and the intervention group, were equally likely to be missing" Comment: dichotomous outcomes: 40% of participants dropped out, but the observed event risk was 10% to 20% (control), and 60% to 80% (intervention)

Methods	Study design: RCT open label, 3 arms Recruitment modality of participants: flyers displayed in 5 methadone treatment sites
Participants	<p>Number of participants: 256 Gender: 59.2% male Age (mean ± SD): 51.2 ± 8.4 years Condition: reported moderate-to-heavy alcohol use based on questions from the ASI. Methadone maintenance treatment was an inclusion criterion (minimum 3 months) Other relevant information: fair/poor health: 60.4% Depressive symptoms: 80.8% Poor emotional well-being: 67.5% Ethnicity: African-American: 45.1%; white: 18.8, Latino: 26.7, Other: 9.4, Education: high school graduate 58% Partnered: 54.3% Employed: 17.3% Recent alcohol use at baseline (Mean number standard drinks last 30 days): 0-40: 25.1; 41-89: 24.7; 90-180: 26.7; 180+: 23.5 Marijuana use in past 30 days: 16% IDU in past 30 days: 40% Smoke > 1 pack/day: 56.1% Self-help program in past 30 days: 21.2% Social support: primarily from drug users 12.6%; primarily non-drug users 48.6%, both: 34.9%</p>
Interventions	<p>Description of the experimental and control interventions: (1) nurse-led HHP group sessions; (2) MI delivered in group sessions (MI-group), and (3) MI delivered 1-on-1 sessions (MI-single)</p> <p>(1) HHP: didactic style, also interactive as the group raised questions. Delivered by a nurse and hepatitis-trained research assistant. Sessions based on "The comprehensive health seeking and coping paradigm (CHSCP; Nyamathi, 1989), originally adapted from Lazarus and Folkman's (1984) stress and coping paradigm and Schlotfeldt's (1981) health seeking paradigm". Staff trained on the integration of the CHSCP into their education delivery</p> <p>Focus: progression of HCV infection and the culturally-sensitive strategies that infected individuals can adopt to prevent or reduce accumulated damage to liver functioning. Strategies included: discussing the dangers of alcohol use on hepatitis (cognitive factors), discussing ways to avoid alcohol and other drugs, eating a balanced diet, dangers of reinfection of HCV by IDU, receiving unsafe tattoos and piercing, having unprotected sexual behaviour, and being consistent in engaging in other health-related behaviours. Additional health promoting activities: enhancing coping, such as seeking positive social support, getting support from religion and building self-esteem when afflicted with a history of drug and alcohol addiction. The HHP was directed by a detailed protocol</p> <p>(2) MI-group: focus: alcohol, risky behaviours, MI spirit; by trained MI specialists, i.e. a PhD-prepared psychologist conducted primarily the MI-group sessions. Content of the individual and group sessions was identical, guided by a detailed protocol and biweekly meetings with the investigator and therapists. The average number of participants was 6 (range 5 to 7)</p> <p>(3) MI-single: focus: alcohol, risky behaviours, MI spirit; a MSW-prepared researcher</p>

	<p>conducted primarily the individual MI sessions Number of participants allocated to each group: HHP: N = 87; MI group: N = 79; MI single: N = 90 Duration of the intervention: 3 x 60-minute sessions, spaced 2 weeks apart Duration of follow-up: 6 months Country of origin, setting: 5 methadone treatment sites in Los Angeles and Santa Monica, USA</p>	
Outcomes	<p>3.1.1 Alcohol use (unpublished) as number of standard drinks consumed per day over the last 30 days 3.1.2 Illicit drug use (unpublished) as frequency of drug use (as measured by ASI drug) 3.1.3 Illicit drug use (unpublished) as a composite drug score (frequency*severity for all drugs taken) 3.2.1 Alcohol use as > 50% reduction in number of standard drinks consumed per day over the last 30 days 3.2.2 Alcohol abstinence as abstinence from alcohol over the last 30 days Outcomes 4.1.1 to 4.2.2 refer to the individual (single) format of MI</p>	
Notes	<p>6 participants reported no alcohol use at baseline A total of 86.7% of participants completed all 3 sessions and 91.3% completed the 6-month follow-up The sessions were open; i.e. participants who had not completed their 3 sessions with their original cohort could complete with a later cohort The original protocol describes HHP as a control intervention (UCG) Means (SD) of outcomes measures (ASI, TLFB) are not provided for any of the outcomes; baseline scores are not provided either</p>	
Risk of bias		
Bias	Authors' judgement	Support for judgement
Random sequence generation (selection bias)	Low risk	Quote: "This study was a randomised controlled trial" Unpublished information: "As participants were enrolled, they were systematically assigned to each of the three arms. In terms of randomisation, we used random assignment using a random number table"
Allocation concealment (selection bias)	High risk	Masking: open label Source of information: published protocol of the trial
Blinding of outcome assessment (detection bias) Objective outcomes	Unclear risk	Not available, objective measures not used

<p>Blinding of outcome assessment (detection bias) Subjective outcomes</p>	<p>High risk</p>	<p>Masking: open label Source of information: published protocol of the trial</p>
<p>Incomplete outcome data (attrition bias) End of Study outcomes</p>	<p>Unclear risk</p>	<p>Not available. The study did not assess outcomes at the time of the study end</p>
<p>Incomplete outcome data (attrition bias) Follow up</p>	<p>Low risk</p>	<p>Comment: All analyses were ITT; however, it is not stated which method of data imputation was used for ITT analysis Missing data balanced across groups Comparability of all 3 arms assessed at baseline Number of drop-outs and reasons: <ul style="list-style-type: none"> ● MI-S (90), 86% completed all sessions, 9% lost to follow-up ● MI-G (79), 85% completed all sessions, 10% lost to follow-up ● HHP (87), 89% completed all sessions, 7% lost to follow-up Unpublished information: "The 6 reported abstainers were distributed as follows: 2 in MI-Single, 3 in MI-Group and 1 in HHP. No one was excluded from the final regression model based on ethnicity. The statement was erroneously carried over from preliminary modelling. However, since ethnicity was not important in that modelling, it was not included in the final model and there was no need to exclude anyone based on ethnicity The 6 abstainers were excluded from the logistic regression analysis. "A missing value for drug-using partners caused an additional case to be omitted (actually there were 248 cases in the regression model rather than 249. Two subjects had missing values for drug-using partners)"</p>

Stein 2002a

Methods	<p>Study design: RCT</p> <p>Recruitment modality of participants: study was advertised at 3 NEP sites using posters and NEP volunteers offered all clients referral cards. NEP clients called a study telephone to be screened by a research assistant at a separate research site in hospital. During the initial study visit, all NEP clients presented their study cards (received at NEP). Between February 1998 and October 1999</p>
Participants	<p>Number of participants: 187</p> <p>Gender: 119 male (63.6%)</p> <p>Age: mean 36.2 years</p> <p>Condition: problem alcohol use, i.e. AUDIT-positive (> 8) active IDUs. "Current alcohol abuse or dependence diagnosis was ascertained using the SCID interview. 159 (85.0%) met DSM-IV criteria for current alcohol abuse or dependence (80% for abuse, 70% for dependence)."</p> <p>Other relevant information:</p> <ul style="list-style-type: none">• mean education: 11.5 years• ethnicity: 162 (86.6%) Caucasian• most frequently injected drug: heroin for 141 (75.4%) subjects, cocaine for 15 (8.0%), heroin and cocaine for 31 (16.6%)• 120 (64.1%) participants visited the NEP at least once a month• mean AUDIT score at screening was 22.2.• 159 (85.0%) met DSM-IV criteria for current alcohol abuse or dependence (80% for abuse, 70% for dependence)• mean \pm SD number of drinking days in the past 30 days prior to baseline assessment: 12.0 \pm 10.3• 71.4% of quantities on all drinking days exceeded conventional criteria defining heavy alcohol consumption (5+ drinks for men and 3+ drinks for women)• mean \pm SD drinks per drinking days 7.3 \pm 5.8
Interventions	<p>Description of the experimental and control interventions: (1) brief MI and (2) control group</p> <p>(1) MI: focus on alcohol use and HIV risk-taking</p> <p>Goals: to assess the degree to which the patient engages in hazardous drinking; to identify relationships between alcohol consumption and alcohol-related negative consequences including HIV risk behaviour; to identify goals for behaviour change and any barriers to change</p> <ul style="list-style-type: none">• Included a written change plan, designed to reduce the link between alcohol consumption and hazardous behaviours that may lead to negative consequences of drinking, including HIV risk behaviour• Interventionist trained by studying the manual and watching MI tapes from Project MATCH• Standard delivery of the MI protocol• Adherence monitoring by: an MI checklist completed by the therapist after each session and audiotapes of sessions were randomly reviewed by a supervisor trained in MI <p>(2) Control: assessment only, approximately 3 hours</p> <p>Number of participants allocated to each group: 95 in MI, 92 in control group</p> <p>Duration of the intervention: 2 therapist sessions, 1 month apart; 1st session: 60 minutes, 2nd session: 30 to 45 minutes</p>

	Duration of follow-up: 1 and 6 months Country of origin, setting: NEP clients, study site: Rhode Island Hospital in Providence, USA
Outcomes	5.1.1 Alcohol use as number of days in the past 30 days with alcohol use at 1 month 5.1.2 Alcohol use as number of days in the past 30 days with alcohol use at 6 months 5.2.1 Alcohol use as 25% reduction of drinking days in the past 30 days 5.2.2 Alcohol use as 50% reduction of drinking days in the past 30 days 5.2.3 Alcohol use as 75% reduction of drinking days in the past 30 days 5.2.4 Alcohol use as 1 or more drinking days' reduction in the past 30 days 5.2.5 Alcohol use as 7 or more drinking days' reduction in the past 30 days Secondary outcome: number of days in the past 30 days with IRRB - defined as answer to 1 question: have you used needles etc. after someone else? (reported only for a subset of 109 participants in the 2002b paper)
Notes	Study retention: 96.8% at 6 months Control and MI subjects received identical research assessments at baseline, 1 and 6 months <ul style="list-style-type: none"> at baseline and 1 month later, both MI and control group received a list of referrals for substance abuse and medical treatment patients in the control group spent approximately 3 total hours (assessment time) with research staff, "the assessment included sections on demographics, drug and alcohol use, drug and alcohol treatment, health-related quality of life, attitudes and experiences with alcohol and HIV risk behavior" the assessment control group also experienced meaningful reduction in alcohol use 6-month follow-up: 11 subjects were interviewed in prison and 6 were interviewed by telephone total reimbursement: \$90 with \$20 given at baseline, \$30 at the 1-month interview and \$40 at the final interview 65 (34.8%) participants reported 4 or fewer drinking days at baseline: their maximum possible decrease in drinking days at follow-up is 4 or less (i.e. floor and ceiling effects) change in heroin use was not associated with change in alcohol use the association between change in IRRB days and change in alcohol use days was not statistically significant The paper reporting IRRB outcomes (Stein 2002b) was included in another Cochrane review (Meader 2010), therefore it was not considered for this review

Risk of bias

Bias	Authors' judgement	Support for judgement
Random sequence generation (selection bias)	Unclear risk	Not enough information provided: "Following the baseline interview subjects were assigned to treatment conditions using a randomisation schedule created with permuted blocks of eight assignments." "After randomisation, the research interventionist saw participants assigned to MI..."

Stein 2002a (Continued)

Allocation concealment (selection bias)	Unclear risk	Not stated how the randomisation schedule was prepared: "This method ensured that the treatment groups were balanced in number to within four patients throughout the trial. The data manager prepared the randomisation schedule before the first patient enrolled"
Blinding of outcome assessment (detection bias) Objective outcomes	Unclear risk	Not available. Objective measures used rather as an accuracy check than an outcome: "During the initial study visit, all NEP subjects presented their study cards (received at NEP), underwent blood alcohol level testing (to ensure subjects were not inebriated, BAL < 0.04)"
Blinding of outcome assessment (detection bias) Subjective outcomes	Low risk	"At each follow-up assessment, research assistants were blinded to the treatment condition of the subject; the interventionist did not perform research assessments"
Incomplete outcome data (attrition bias) End of Study outcomes	Unclear risk	Not available. The study did not assess outcomes at the time of the study end
Incomplete outcome data (attrition bias) Follow up	Low risk	"We conducted an intent-to-treat analysis using a conservative 'worst case scenario' strategy in which observations with missing follow-up data were assigned the maximum value of 30 drinking days, a data imputation approach which tends to minimize observed reductions in mean drinking days across time To ensure that our substantive results were not sensitive to missing observations (there were no condition differences in missing data) we replicated our analyses using observations with complete data (n = 181), and using other imputation strategies (e.g. mean substitution, regression estimation and 'best case scenario'). All imputation strategies resulted in substantively consistent findings To evaluate the adequacy of random assignment, we used t- and x2-tests to compare treatment groups with respect to background characteristics and baseline measures of drinking behaviours and alcohol

Stein 2002a (Continued)

		problems” Number of drop-outs and reasons: There were no study withdrawals: 93 of 95 in the MI group received both MI sessions: 2 people missed their second session. 6-month follow-up data were available for 96.8% (N = 181) of the 187 randomly assigned subjects. 3 subjects in each treatment arm were lost to follow-up at 6 months
--	--	--

ASI: Addiction Severity Index; ASP: antisocial personality disorder; BAL: blood alcohol level; BI: brief intervention; CBT: cognitive-behavioural coping skills training; CM: clinical management; DSM-III-R: Diagnostic and Statistical Manual of Mental Disorders, Third Edition - Revised; DSM-IV: Diagnostic and Statistical Manual of Mental Disorders, Fourth Edition; HCV: hepatitis C virus; HIV: human immunodeficiency virus; HHP: hepatitis health promotion; ICD-10: International Classification of Diseases - Tenth Revision; IDU: injection drug use; ITT: intention to treat; IRRB: injection-related HIV risk behaviour; MI: motivational intervention; MSW: master in social work; NEP: needle exchange programme; PhD: doctor of philosophy; RCT: randomised controlled trial; SD: standard deviation; TAU: treatment as usual; TLFB: timeline follow-back; TSF: 12-step facilitation; UCG: usual care group; WHO: World Health Organization.

Characteristics of excluded studies [ordered by study ID]

Study	Reason for exclusion
Abou-Saleh 2008	Participants not in the inclusion criteria: concurrent problem alcohol and drug use not an inclusion criterion
Alessi 2007	Participants not in the inclusion criteria: concurrent problem alcohol and drug use not an inclusion criterion
Andreasson 2002	Participants not in the inclusion criteria: participants had alcohol dependence only
Azrin 1994	Participants not in the inclusion criteria: participants were not problem drug users and concurrent problem alcohol use not an inclusion criterion
Azrin 1996	Participants not in the inclusion criteria: participants were not problem drug users and concurrent problem alcohol use not an inclusion criterion
Baker 2005	Participants not in the inclusion criteria: concurrent problem alcohol use not an inclusion criterion
Baker 2006	Participants not in the inclusion criteria: concurrent problem alcohol use not an inclusion criterion
Ball 2007	Participants not in the inclusion criteria: concurrent problem alcohol use not an inclusion criterion
Bennett 2002	Study design not in the inclusion criteria: not an RCT

(Continued)

Bernstein 2005	Outcome not in the inclusion criteria: alcohol use was not measured, because the intervention focused on drug use and the participants were not reported to have problem alcohol use at randomisation
Black 2011	Participants not in the inclusion criteria: concurrent problem alcohol and drug use not an inclusion criterion
Bowen 2006	Study design not in the inclusion criteria: not an RCT
Brown 2007	Participants not in the inclusion criteria: concurrent problem alcohol use not an inclusion criterion
Burling 2001	Participants not in the inclusion criteria: the MST (multi-component smoking treatment) condition had a continuous drug and alcohol abstinence rate
Chermack 2002	Study design not in the inclusion criteria: not an RCT
Cohen 1982	Participants not in the inclusion criteria: concurrent problem alcohol use not an inclusion criterion for all subjects randomised into trial. Quote: "Approximately one-third of all the active alcoholics [n=105] were assigned to each of the three study groups (1983, p864; 1982, p360)." Comment: it is highly probable that non-alcoholics were randomised into trial. Operative alcoholics (N = 105) versus all subjects randomised into trial (N = 127)
Daeppen 2010	Participants not in the inclusion criteria: concurrent problem drug use not an inclusion criterion. Only 10% to 11% participants smoked cannabis once per week
Darker 2011	Study design not in the inclusion criteria: not an RCT
Drapkin 2008	Participants not in the inclusion criteria: concurrent problem alcohol use not an inclusion criterion
Drumright 2011	Study design not in the inclusion criteria: not an RCT. A secondary analysis of 2 RCTs that did not have concurrent problem alcohol use not an inclusion criterion
Forsberg 2011	Participants not in the inclusion criteria: concurrent problem alcohol use not an inclusion criterion
Gruber 2008	Participants not in the inclusion criteria: concurrent problem alcohol use not an inclusion criterion
Marsden 2006	Participants not in the inclusion criteria: concurrent problem alcohol use not an inclusion criterion
O'Farrell 2008	Participants not in the inclusion criteria: participants were eligible if they had alcohol dependence diagnosis with or without comorbid drug diagnosis
Sanson-Fisher 2010	Study design not in the inclusion criteria: not an RCT
Staiger 2009	Participants not in the inclusion criteria: concurrent problem alcohol use not an inclusion criterion. Alcohol was used only by 149 of the 166 participants in the 90 days prior to initial presentation
Van Der, 1995	Participants not in the inclusion criteria: concurrent problem alcohol and drug use not an inclusion criterion

(Continued)

Worden 2010	Participants not in the inclusion criteria: concurrent problem alcohol use not an inclusion criterion. Additionally, 46.6% reported alcohol as their primary drug (review exclusion criterion)
Zule 2007	Participants not in the inclusion criteria: concurrent problem alcohol use not an inclusion criterion
Zule 2009	Participants not in the inclusion criteria: concurrent problem alcohol use not an inclusion criterion

RCT: randomised controlled trial.

DATA AND ANALYSES

Comparison 1. Cognitive-behavioural coping skills training (CBT) versus 12-step facilitation (TSF)

Outcome or subgroup title	No. of studies	No. of participants	Statistical method	Effect size
1 Continuous outcomes	1		Mean Difference (IV, Fixed, 95% CI)	Subtotals only
1.1 Alcohol abstinence as maximum number of weeks of consecutive alcohol abstinence during treatment	1	41	Mean Difference (IV, Fixed, 95% CI)	0.40 [-1.14, 1.94]
1.2 Illicit drug abstinence as maximum number of weeks of consecutive abstinence from cocaine during treatment	1	41	Mean Difference (IV, Fixed, 95% CI)	0.8 [-0.70, 2.30]
2 Dichotomous outcomes	1		Risk Ratio (M-H, Fixed, 95% CI)	Subtotals only
2.1 Alcohol abstinence as number achieving 3 or more weeks of consecutive alcohol abstinence during treatment	1	41	Risk Ratio (M-H, Fixed, 95% CI)	1.96 [0.43, 8.94]
2.2 Illicit drug abstinence as number achieving 3 or more weeks of consecutive abstinence from cocaine during treatment	1	41	Risk Ratio (M-H, Fixed, 95% CI)	1.10 [0.42, 2.88]
2.3 Alcohol abstinence during follow-up year	1	41	Risk Ratio (M-H, Fixed, 95% CI)	2.38 [0.10, 55.06]
2.4 Illicit drug abstinence as abstinence from cocaine during follow-up year	1	41	Risk Ratio (M-H, Fixed, 95% CI)	0.39 [0.04, 3.98]

Comparison 2. Brief intervention (BI) versus treatment as usual

Outcome or subgroup title	No. of studies	No. of participants	Statistical method	Effect size
1 Continuous outcomes	1		Mean Difference (IV, Fixed, 95% CI)	Subtotals only
1.1 Alcohol use as AUDIT scores at 3 months	1	110	Mean Difference (IV, Fixed, 95% CI)	0.10 [-2.96, 3.16]
1.2 Alcohol use as AUDIT Scores at 9 months	1	110	Mean Difference (IV, Fixed, 95% CI)	1.5 [-1.74, 4.74]
1.3 Alcohol use as number of drinks per week at 3 months	1	110	Mean Difference (IV, Fixed, 95% CI)	2.40 [-4.59, 9.39]
1.4 Alcohol use as number of drinks per week at 9 months	1	110	Mean Difference (IV, Fixed, 95% CI)	-1.70 [-8.93, 5.53]
2 Dichotomous outcomes	1		Risk Ratio (M-H, Fixed, 95% CI)	Subtotals only

2.1 Alcohol use as decreased alcohol use at 3 months	1	110	Risk Ratio (M-H, Fixed, 95% CI)	0.32 [0.19, 0.54]
2.2 Alcohol use as decreased alcohol use at 9 months	1	110	Risk Ratio (M-H, Fixed, 95% CI)	0.16 [0.08, 0.33]

Comparison 3. Motivational interviewing(group) (MI-G) versus hepatitis health promotion (HHP)

Outcome or subgroup title	No. of studies	No. of participants	Statistical method	Effect size
1 Continuous outcomes	1		Mean Difference (IV, Fixed, 95% CI)	Subtotals only
1.1 Alcohol use as number of standard drinks consumed per day over the last 30 days	1	147	Mean Difference (IV, Fixed, 95% CI)	-0.40 [-2.03, 1.23]
1.2 Illicit drug use as frequency of drug use (as measured by Addiction Severity Index - ASI drug)	1	147	Mean Difference (IV, Fixed, 95% CI)	0.0 [-0.03, 0.03]
1.3 Illicit drug use as a composite drug score (frequency*severity for all drugs taken)	1	151	Mean Difference (IV, Fixed, 95% CI)	0.0 [-0.42, 0.42]
2 Dichotomous outcomes	1		Risk Ratio (M-H, Fixed, 95% CI)	Subtotals only
2.1 Alcohol use as greater than 50% reduction in number of standard drinks consumed per day over the last 30 days	1	166	Risk Ratio (M-H, Fixed, 95% CI)	1.10 [0.82, 1.48]
2.2 Alcohol abstinence as abstinence from alcohol over the last 30 days	1	166	Risk Ratio (M-H, Fixed, 95% CI)	0.88 [0.49, 1.58]

Comparison 4. Motivational interviewing (single) (MI-S) versus hepatitis health promotion (HHP)

Outcome or subgroup title	No. of studies	No. of participants	Statistical method	Effect size
1 Continuous outcomes	1		Mean Difference (IV, Fixed, 95% CI)	Subtotals only
1.1 Alcohol use as number of standard drinks consumed per day over the last 30 days	1	155	Mean Difference (IV, Fixed, 95% CI)	-0.10 [-1.89, 1.69]
1.2 Illicit drug use as frequency of drug use (as measured by Addiction Severity Index - ASI drug)	1	155	Mean Difference (IV, Fixed, 95% CI)	0.0 [-0.03, 0.03]

1.3 Illicit drug use as a composite drug score (frequency*severity for all drugs taken)	1	157	Mean Difference (IV, Fixed, 95% CI)	-0.10 [-0.46, 0.26]
2 Dichotomous outcomes	1		Risk Ratio (M-H, Fixed, 95% CI)	Subtotals only
2.1 Alcohol use as greater than 50% reduction in number of standard drinks consumed per day over the last 30 days	1	177	Risk Ratio (M-H, Fixed, 95% CI)	0.92 [0.68, 1.26]
2.2 Alcohol abstinence as abstinence from alcohol over the last 30 days	1	177	Risk Ratio (M-H, Fixed, 95% CI)	0.97 [0.56, 1.67]

Comparison 5. Brief motivational intervention (BMI) versus assessment only

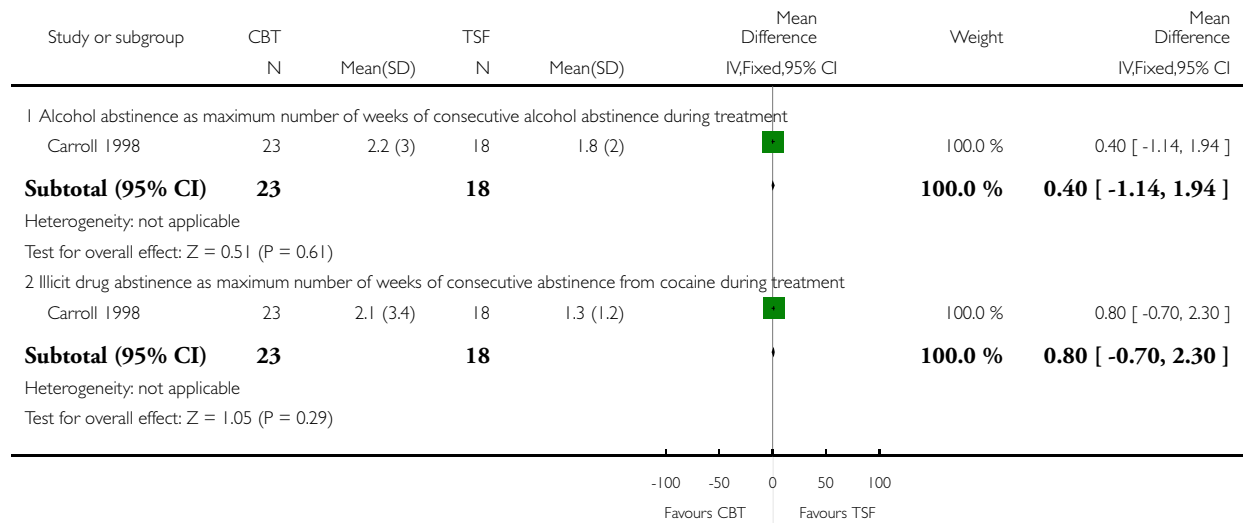
Outcome or subgroup title	No. of studies	No. of participants	Statistical method	Effect size
1 Continuous outcomes	1		Mean Difference (IV, Fixed, 95% CI)	Subtotals only
1.1 Alcohol use as number of days in the past 30 days with alcohol use at 1 month	1	187	Mean Difference (IV, Fixed, 95% CI)	-0.30 [-3.38, 2.78]
1.2 Alcohol use as number of days in the past 30 days with alcohol use at 6 months	1	187	Mean Difference (IV, Fixed, 95% CI)	-1.5 [-4.56, 1.56]
2 Dichotomous outcomes	1		Risk Ratio (M-H, Fixed, 95% CI)	Subtotals only
2.1 Alcohol use as 25% reduction of drinking days in the past 30 days	1	187	Risk Ratio (M-H, Fixed, 95% CI)	1.23 [0.96, 1.57]
2.2 Alcohol use as 50% reduction of drinking days in the past 30 days	1	187	Risk Ratio (M-H, Fixed, 95% CI)	1.27 [0.96, 1.68]
2.3 Alcohol use as 75% reduction of drinking days in the past 30 days	1	187	Risk Ratio (M-H, Fixed, 95% CI)	1.21 [0.84, 1.75]
2.4 Alcohol use as 1 or more drinking days' reduction in the past 30 days	1	187	Risk Ratio (M-H, Fixed, 95% CI)	1.12 [0.91, 1.38]
2.5 Alcohol use as 7 or more drinking days' reduction in the past 30 days	1	187	Risk Ratio (M-H, Fixed, 95% CI)	1.67 [1.08, 2.60]

Analysis 1.1. Comparison 1 Cognitive-behavioural coping skills training (CBT) versus 12-step facilitation (TSF), Outcome 1 Continuous outcomes.

Review: Psychosocial interventions to reduce alcohol consumption in concurrent problem alcohol and illicit drug users

Comparison: 1 Cognitive-behavioural coping skills training (CBT) versus 12-step facilitation (TSF)

Outcome: 1 Continuous outcomes

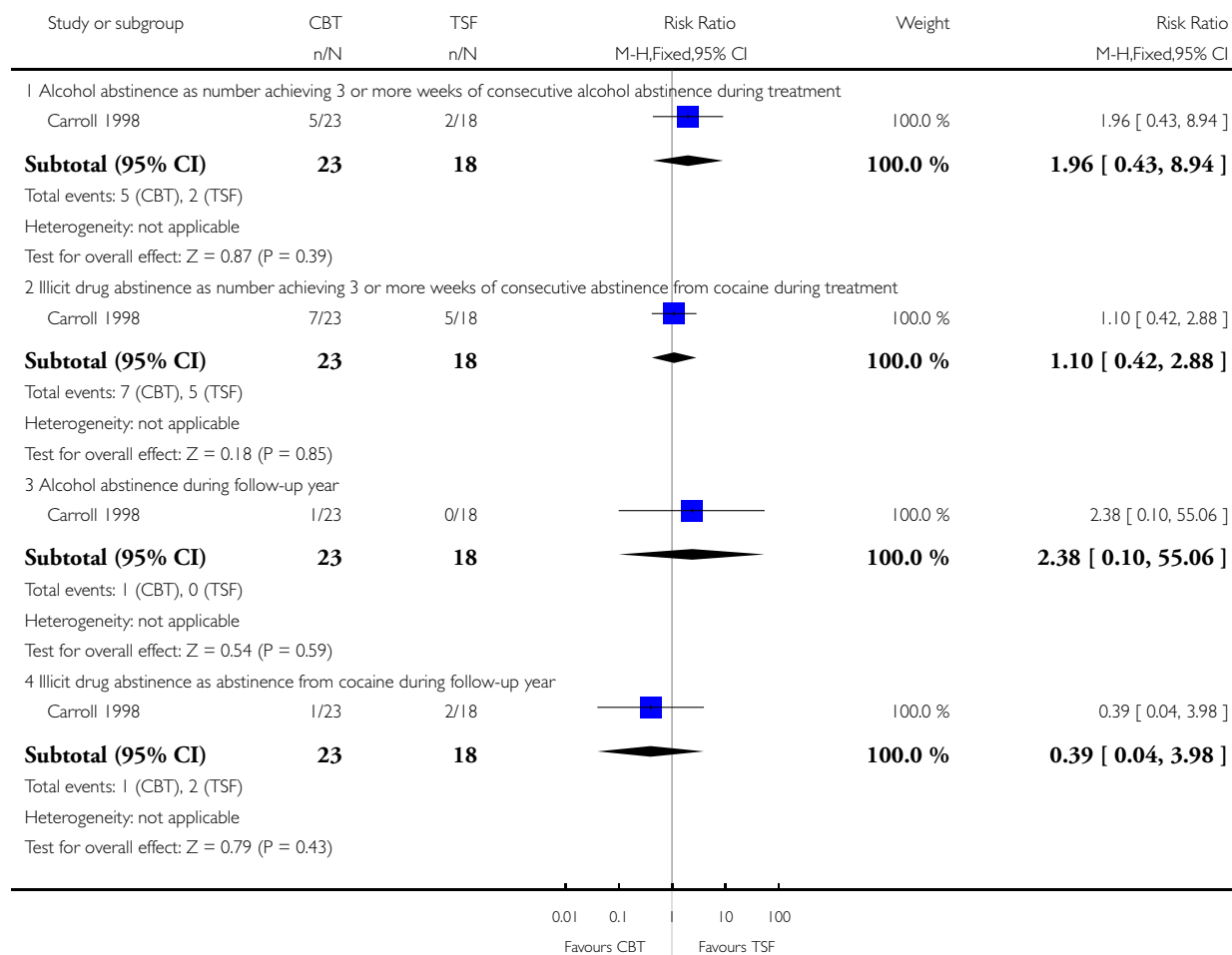


Analysis 1.2. Comparison 1 Cognitive-behavioural coping skills training (CBT) versus 12-step facilitation (TSF), Outcome 2 Dichotomous outcomes.

Review: Psychosocial interventions to reduce alcohol consumption in concurrent problem alcohol and illicit drug users

Comparison: 1 Cognitive-behavioural coping skills training (CBT) versus 12-step facilitation (TSF)

Outcome: 2 Dichotomous outcomes

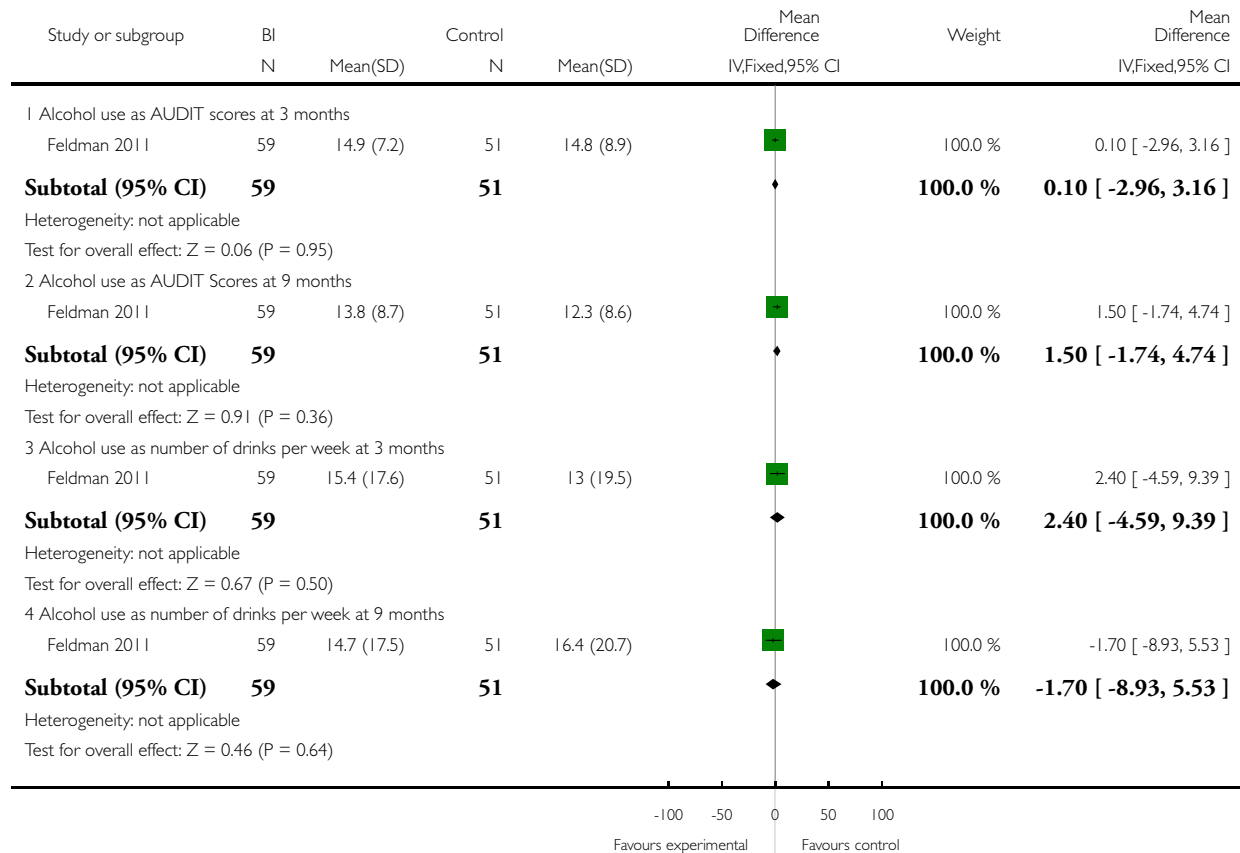


Analysis 2.1. Comparison 2 Brief intervention (BI) versus treatment as usual, Outcome 1 Continuous outcomes.

Review: Psychosocial interventions to reduce alcohol consumption in concurrent problem alcohol and illicit drug users

Comparison: 2 Brief intervention (BI) versus treatment as usual

Outcome: 1 Continuous outcomes

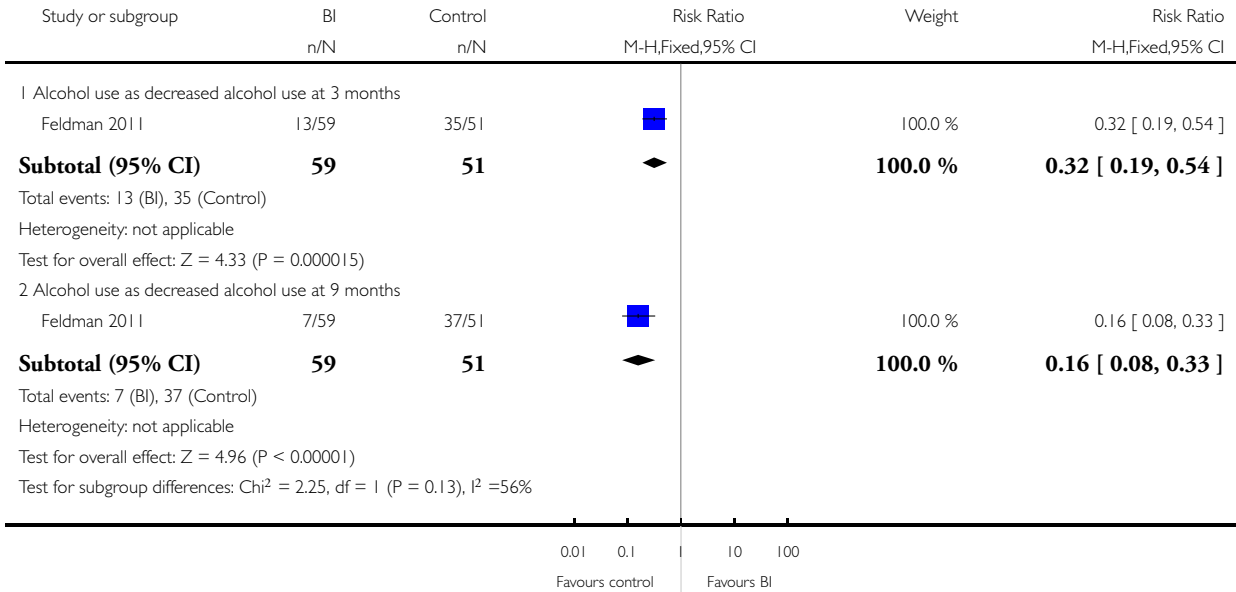


Analysis 2.2. Comparison 2 Brief intervention (BI) versus treatment as usual, Outcome 2 Dichotomous outcomes.

Review: Psychosocial interventions to reduce alcohol consumption in concurrent problem alcohol and illicit drug users

Comparison: 2 Brief intervention (BI) versus treatment as usual

Outcome: 2 Dichotomous outcomes

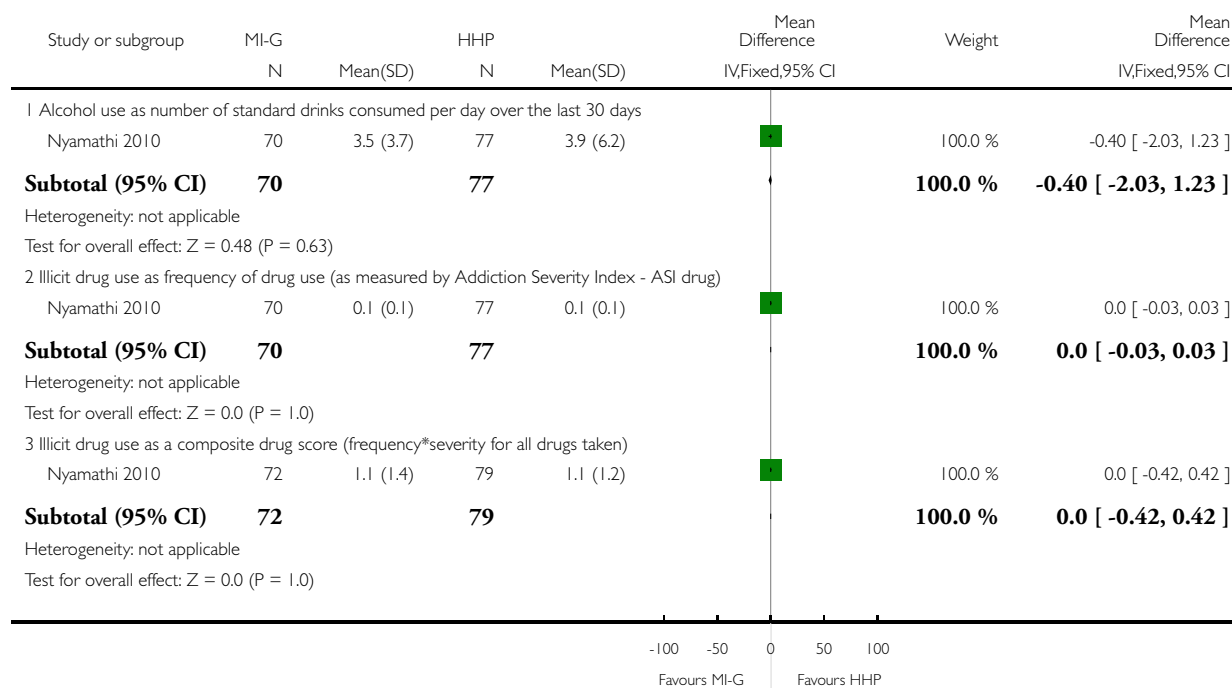


Analysis 3.1. Comparison 3 Motivational interviewing(group) (MI-G) versus hepatitis health promotion (HHP), Outcome 1 Continuous outcomes.

Review: Psychosocial interventions to reduce alcohol consumption in concurrent problem alcohol and illicit drug users

Comparison: 3 Motivational interviewing(group) (MI-G) versus hepatitis health promotion (HHP)

Outcome: 1 Continuous outcomes

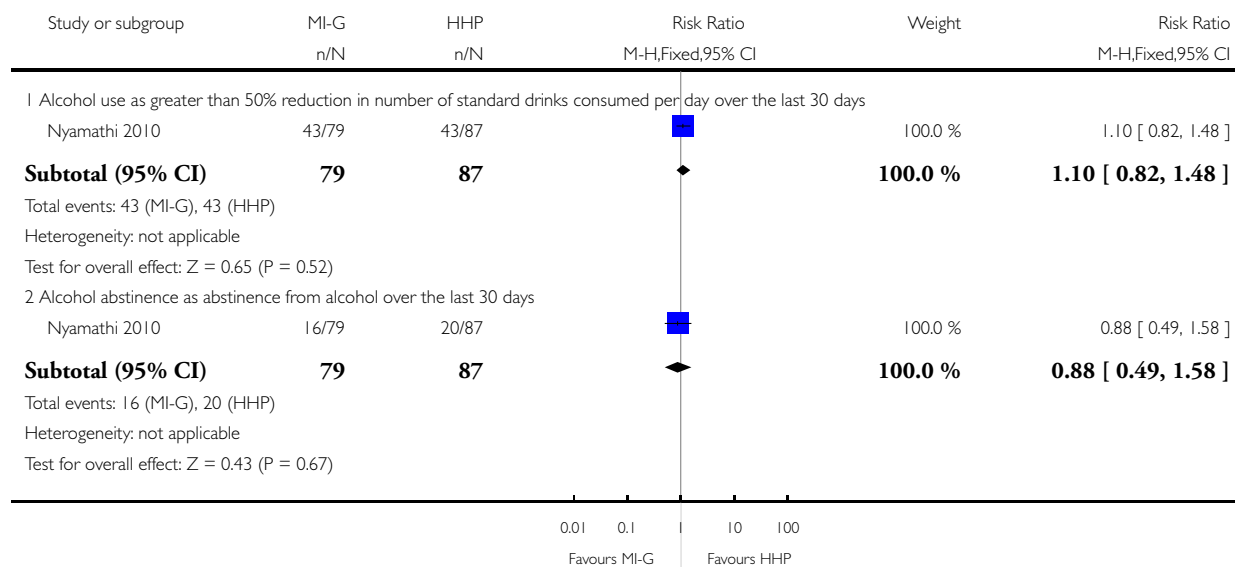


Analysis 3.2. Comparison 3 Motivational interviewing(group) (MI-G) versus hepatitis health promotion (HHP), Outcome 2 Dichotomous outcomes.

Review: Psychosocial interventions to reduce alcohol consumption in concurrent problem alcohol and illicit drug users

Comparison: 3 Motivational interviewing(group) (MI-G) versus hepatitis health promotion (HHP)

Outcome: 2 Dichotomous outcomes

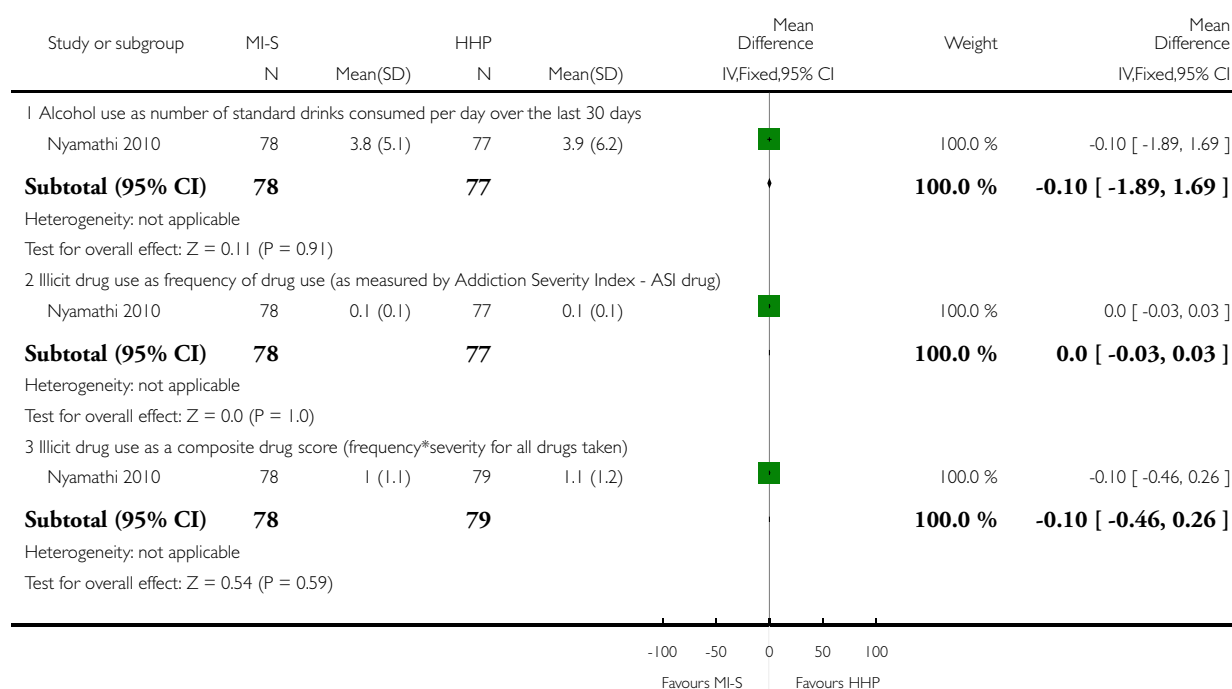


Analysis 4.1. Comparison 4 Motivational interviewing (single) (MI-S) versus hepatitis health promotion (HHP), Outcome 1 Continuous outcomes.

Review: Psychosocial interventions to reduce alcohol consumption in concurrent problem alcohol and illicit drug users

Comparison: 4 Motivational interviewing (single) (MI-S) versus hepatitis health promotion (HHP)

Outcome: 1 Continuous outcomes

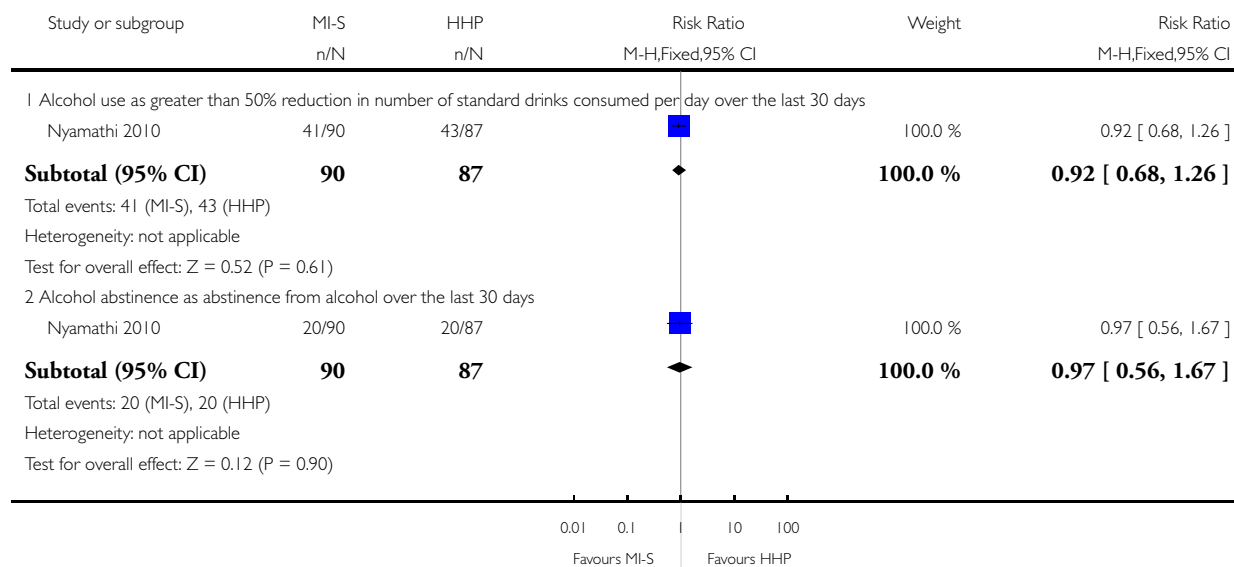


Analysis 4.2. Comparison 4 Motivational interviewing (single) (MI-S) versus hepatitis health promotion (HHP), Outcome 2 Dichotomous outcomes.

Review: Psychosocial interventions to reduce alcohol consumption in concurrent problem alcohol and illicit drug users

Comparison: 4 Motivational interviewing (single) (MI-S) versus hepatitis health promotion (HHP)

Outcome: 2 Dichotomous outcomes

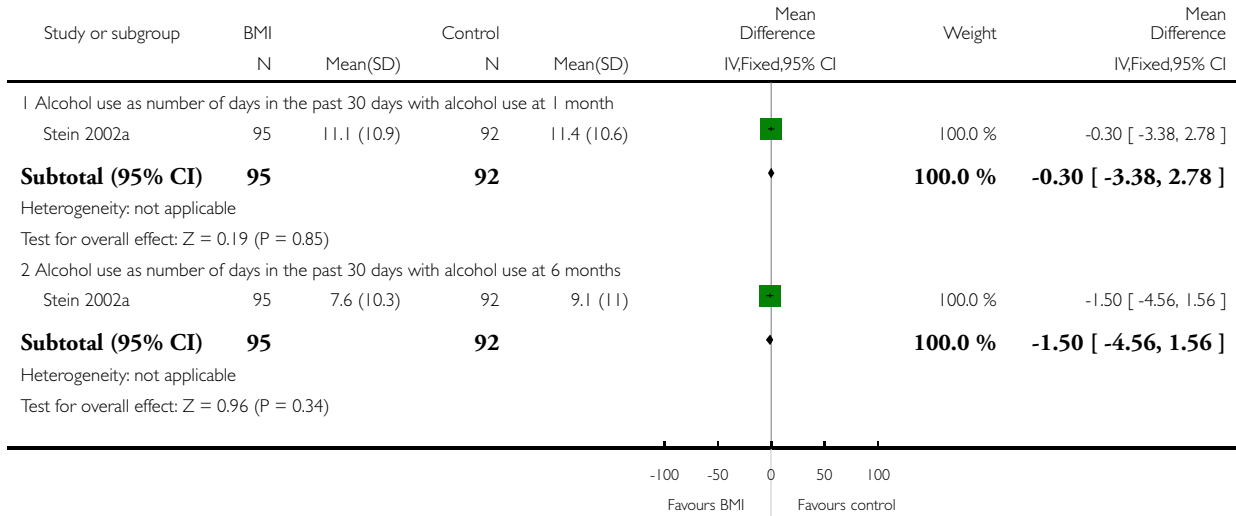


Analysis 5.1. Comparison 5 Brief motivational intervention (BMI) versus assessment only, Outcome 1 Continuous outcomes.

Review: Psychosocial interventions to reduce alcohol consumption in concurrent problem alcohol and illicit drug users

Comparison: 5 Brief motivational intervention (BMI) versus assessment only

Outcome: 1 Continuous outcomes

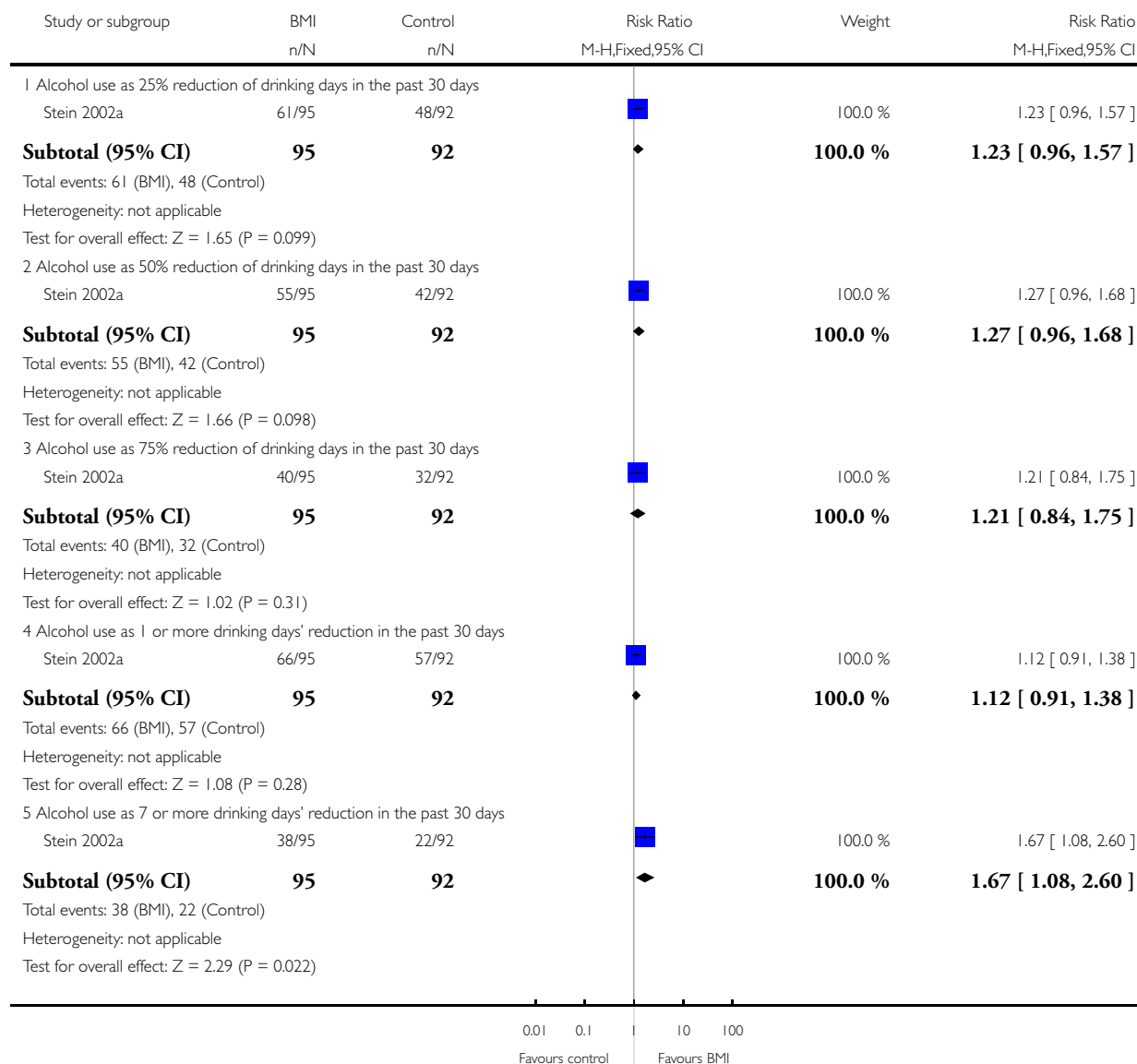


Analysis 5.2. Comparison 5 Brief motivational intervention (BMI) versus assessment only, Outcome 2 Dichotomous outcomes.

Review: Psychosocial interventions to reduce alcohol consumption in concurrent problem alcohol and illicit drug users

Comparison: 5 Brief motivational intervention (BMI) versus assessment only

Outcome: 2 Dichotomous outcomes



APPENDICES

Appendix I. PubMed search strategy

MEDLINE (via PubMed)

Tuesday, November 22, 2011 (2656 hits):

Search terms to locate drug abuse:

1. "Substance-Related Disorders"[MeSH]
2. addict*[tiab] OR overdose[tiab] OR intoxicat*[tiab] OR abstain*[tiab] OR abstain*[tiab] OR withdrawal*[tiab] OR abuse*[tiab] OR use*[tiab] OR misuse[tiab] OR disorder*[tiab] OR dependen*[tiab]
3. #1 or #2

Search terms to identify drugs:

4. "heroin"[mh] OR heroin[tiab]
5. narcotic*[tiab]
6. drug[tiab] OR polydrug[tiab] OR substance[tiab] OR opioid[tw] OR opiate[tw] OR hallucinogen[tiab] OR cocaine[tw] OR benzodiazepine*[tw] OR amphetamine*[tw] OR "anti-anxiety-agents"[tiab] OR barbiturate*[tiab] OR "lysergic acid"[tiab] OR ketamine[tiab] OR cannabis[tiab] OR marihuana[tiab] OR hashish[tiab] OR opium[tiab] OR inhalant*[tiab] OR solvent[tiab] OR steroid*[tiab] OR methadone[tiab] OR morphine[tiab] OR ecstasy[tiab] OR MDMA[tiab]
7. "Street Drugs"[MeSH]
8. "Designer Drugs"[MeSH]
9. #4 or #5 or #6 or #7 or #8

Search terms to identify alcohol:

10. alcohol*[tiab]
11. binge[tiab] OR drink*[tiab]
12. alcoholism[MeSH]
13. alcoholic Intoxication [MeSH]
14. "Drinking behavior"[MeSH]
15. #10 or #11 or #12 or #13 or #14

Search terms to locate interventions:

16. psychotherapy [MeSH]
17. incentive*[tiab] OR voucher[tiab] OR psychotherap*[tiab] OR psychosocial*[tiab] OR "behaviour therapy" [tiab] OR "behavior therapy"[tiab] OR reinforcement[tiab] OR motivation*[tiab] OR contingent*[tiab] OR advice[tiab] OR biofeedback[tiab] OR community[tiab] OR stimulation[tiab] OR education*[tiab]
18. "brief intervention"[tiab]
19. "early intervention"[tiab]
20. "minimal intervention" [tiab]
21. "counselling"[MeSH] or counsel*[tiab]
22. "cognitive therapy" [tiab]
23. "family therapy" [tiab]
24. "social skill"[tiab]
25. "stress management training" [tiab]
26. "supportive expressive therapy" [tiab]
27. neurobehavioral* [tiab]
28. "coping skill"[tiab]
29. "self-control training"[tiab]
30. "social support"[MeSH]
31. "relaxation techniques"[MeSH]
32. "case management"[MeSH]
33. #16 or #17 or #18 or #19 or #20 or #21 or #22 or #23 or #24 or #25 or #26 or #27 or #28 or #29 or #30 or #31 or #32

Search terms to locate randomised controlled trials

34. randomised controlled trial [pt]
35. controlled clinical trial [pt]
36. random*[tiab]

- 37. placebo [tiab]
- 38. drug therapy [sh]
- 39. trial [tiab]
- 40. groups [tiab]
- 41. #34 or #35 or #36 or #37 or #38 or #39 or #40
- 42. Animals [mh] NOT Humans [mh]
- 43. #41 NOT #42
- 44. #3 AND #9 AND ##15 AND #33 AND #43

Appendix 2. CENTRAL (CLIB) search strategy

The Cochrane Library

Issue 11, Nov 2011 (1736 hits)

- #1. MeSH descriptor Substance-Related Disorders explode all trees
- #2. ((stimulant* or polydrug* or drug* or substance) near/3 (abuse* or abusing or depend* or addict* or disorder* or intoxicat* or misus* or use*)):ti,ab
- #3. (#1 OR #2)
- #4. (abuse* or abusing or depend* or addict* or depend* or overdos* or withdraw* or abstain* or abstin* or disorder* or intoxicat* or misus*):ti,ab,kw
- #5. use*:ti,ab
- #6. (#4 OR #5)
- #7. MeSH descriptor Narcotics explode all trees
- #8. (heroin or morphine* or diamorphine or diacetylmorphine or morfin* or narcotic* or methadone):ti,ab,kw
- #9. MeSH descriptor Methadone explode all trees
- #10. (Opioid* or opiate* or opium):ti,ab,kw
- #11. MeSH descriptor Amphetamine explode all trees
- #12. (amphetamine* or dextroamphetamine* or methamphetamine or Methylamphetamine*):ti,ab,kw
- #13. MeSH descriptor Methamphetamine explode all trees
- #14. (ecstasy or MDMA or hallucinogen*):ti,ab,kw
- #15. MeSH descriptor Hallucinogens explode all trees
- #16. MeSH descriptor Street Drugs explode all trees
- #17. MeSH descriptor Cocaine explode all trees
- #18. (crack or cocaine):ti,ab,kw
- #19. MeSH descriptor Cannabis explode all trees
- #20. (cannabis or marijuana or marihuana or Hashish):ti,ab,kw
- #21. (Lysergic NEXT Acid):ti,ab,kw
- #22. (LSD):ti,ab,kw
- #23. (benzodiazepine* or barbiturate* or ketamine or solvent or inhalant):ti,ab,kw
- #24. (#7 OR #8 OR #9 OR #10 OR #11 OR #12 OR #13 OR #14 OR #15 OR #16 OR #17 OR #18 OR #19 OR #20 OR #21 OR #22 OR #23)
- #25. (#6 AND #24)
- #26. (#3 OR #25)
- #27. (alcohol*):ti,ab,kw
- #28. (binge or drink*):ti,ab
- #29. MeSH descriptor Drinking Behavior explode all trees
- #30. MeSH descriptor Alcoholism explode all trees
- #31. MeSH descriptor Alcoholic Intoxication explode all trees
- #32. (#27 OR #28 OR #29 OR #30 OR #31)
- #33. MeSH descriptor Psychotherapy explode all trees
- #34. (psychotherap* or psychosocial or voucher or reinforcement or motivation* or contingent* or biofeedback or community or stimulation or education* or counsel*):ti,ab,kw
- #35. (social near/2 skill*):ti,ab

- #36. (coping near/2 skill):ti,ab
- #37. MeSH descriptor Counseling explode all trees
- #38. (behavi* near/2 therap*):ti,ab
- #39. MeSH descriptor Reinforcement (Psychology) explode all trees
- #40. (brief near intervention):ti,ab
- #41. (early near intervention):ti,ab
- #42. (minimal near intervention):ti,ab
- #43. (cognitive near therapy):ti,ab
- #44. (family near therapy):ti,ab
- #45. (stress near management near training):ti,ab
- #46. (supportive near expressive near therapy):ti,ab
- #47. MeSH descriptor Social Support explode all trees
- #48. MeSH descriptor Case Management explode all trees
- #49. (self near control near training):ti,ab
- #50. neurobehavioral*:ab,ti
- #51. (#33 OR #34 OR #35 OR #36 OR #37 OR #38 OR #39 OR #40 OR #41 OR #42 OR #43 OR #44 OR #45 OR #46 OR #47 OR #48 OR #49 OR #50)
- #52. (#26 AND #32 AND #51)
- #53. “(#26 AND #32 AND #51) in Cochrane Central Register of Controlled Trials”

Appendix 3. EMBASE search strategy

EMBASE (via embase.com)

Tuesday, November 22, 2011 (1717 hits)

- #1. 'addiction'/exp
- #2. dependen*:ab,ti OR addict*:ab,ti OR overdos*:ab,ti OR intoxicat*:ab,ti OR abstin*:ab,ti OR abstain:ab,ti OR withdraw*:ab,ti OR abus*:ab,ti OR use*:ab,ti OR misus*:ab,ti OR disorder*:ab,ti
- #3. #1 OR #2
- #4. 'diamorphine'/exp
- #5. diamorphine:ab,ti OR heroin:ab,ti OR narcotic*:ab,ti OR drug*:ab,ti OR polydrug:ab,ti OR substance:ab,ti OR opioid:ab,ti OR opiate:ab,ti OR hallucinogen:ab,ti OR cocaine:ab,ti OR benzodiazepine:ab,ti OR amphetamine:ab,ti OR 'anti-anxiety-agents':ab,ti OR barbiturate:ab,ti OR 'lysergic acid':ab,ti OR ketamine:ab,ti OR cannabis:ab,ti OR marihuana:ab,ti OR marijuana:ab,ti OR hashish:ab,ti OR opium:ab,ti OR inhalant:ab,ti OR solvent:ab,ti OR steroid:ab,ti OR methadone:ab,ti OR morphine:ab,ti OR ecstasy:ab,ti OR mdma:ab,ti
- #6. 'designer drug'/exp
- #7. 'street drug'/exp
- #8. #5 OR #6 OR #7
- #9. alcohol*:ab,ti OR binge:ab,ti OR drink*:ab,ti
- #10. 'alcohol intoxication'/exp
- #11. drinking behavior'/exp
- #12. 'alcohol abuse'/exp
- #13. #9 OR #10 OR #11 OR #12
- #14. 'psychotherapy'/exp
- #15. incentive*:ab,ti OR voucher:ab,ti OR psychotherap*:ab,ti OR psychosocial*:ab,ti OR reinforcement:ab,ti OR motivation*:ab,ti OR contingent*:ab,ti OR advice:ab,ti OR biofeedback:ab,ti OR community:ab,ti OR stimulation:ab,ti OR education*:ab,ti
- #16. 'behaviour therapy':ab,ti OR 'behavior therapy':ab,ti
- #17. counsel*:ab,ti
- #18. 'counseling'/exp
- #19. 'cognitive therapy':ab,ti OR 'family therapy':ab,ti OR 'social skill':ab,ti OR 'stress management training':ab,ti OR 'supportive expressive therapy':ab,ti
- #20. 'coping skill':ab,ti OR 'social skill':ab,ti
- #21. 'social support'/exp

- #22. 'case management'/exp
- #23. 'relaxation therapy':ab,ti
- #24. 'self-control training':ab,ti
- #25. neurobehavioral*:ab,ti
- #26. #9 OR #10 OR #11 OR #12 OR #13 OR #14 OR #15 OR #16 OR #17 OR #18 OR #19 OR #20 OR #21 OR #22 OR #23 OR #24 OR #25
- #27. 'crossover procedure'/exp
- #28. 'double blind procedure'/exp
- #29. 'single blind procedure'/exp
- #30. 'controlled clinical trial'/exp
- #31. 'clinical trial'/exp
- #32. placebo:ab,ti OR 'double blind':ab,ti OR 'single blind':ab,ti OR assign*:ab,ti OR allocat*:ab,ti OR volunteer*:ab,ti
- #33. random*:ab,ti OR factorial*:ab,ti OR crossover:ab,ti OR (cross:ab,ti AND over:ab,ti)
- #34. 'randomized controlled trial'/exp
- #35. #27 OR #28 OR #29 OR #30 OR #31 OR #32 OR #33 OR #34
- #36. #3 AND #8 AND #13 AND #26 AND #35 AND [humans]/lim AND [embase]/lim

Appendix 4. CINAHL search strategy

CINAHL (via EBSCO)

Tuesday, November 22, 2011 (127 hits)

S01. MH "Substance Use Disorders"

S02. TX(drug N3 addict*) or TX(drug N3 dependen*) or TX(drug N3 abuse*) or TX(drug N3 misus*) or TX(drug N3 use*)

S03. TX(substance N3 addict*) or TX(substance N3 dependen*) or TX(substance N3 abuse*) or TX(substance N3 misus*)

S04. S1 or S2 or S3

S05. TX(addict* OR overdos* OR intoxicat* OR abstin* OR abstain OR withdraw* OR abus* OR misus* OR disorder* OR dependen* OR use*)

S06. MH "Heroin"

S07. MH "Narcotics"

S08. MH "Designer Drugs"

S09. TX(polydrug or opioid or opiate or opium or hallucinogen or cocaine or benzodiazepine* or amphetamine* or "anti-anxiety-agents" or barbiturate* or "lysergic acid" or ketamine or cannabis or marihuana or hashish or inhalant* or solvent or steroid* or methadone or morphine)

S10. TI ecstasy or TI mdma or AB ecstasy or AB mdma

S11. S6 or S7 or S8 or S9 or S10

S12. S5 and S11

S13. S4 or S12

S14. TI alcohol* or AB alcohol*

S15. TI drink* or TI binge or AB drink* or AB binge

S16. MH "Alcoholism"

S17. MH "Alcoholic Intoxication"

S18. (MH "Drinking Behavior+")

S19. S14 or S15 or S16 or S17 or S18

S20. MH "Clinical Trials+"

S21. PT Clinical trial

S22. TI clinic* N1 trial* or AB clinic* N1 trial*

S23. TI (singl* or doubl* or trebl* or tripl*) and TI (blind* or mask*)

S24. AB (singl* or doubl* or trebl* or tripl*) and AB (blind* or mask*)

S25. TI randomi?ed control* trial* or AB randomi?ed control* trial*

S26. MH "Random Assignment"

S27. TI random* allocat* or AB random* allocat*

S28. MH "Placebos"

S29. TI placebo* or AB placebo*
 S30. MH "Quantitative Studies"
 S31. S20 or S21 or S22 or S23 or S24 or S25 or S26 or S27 or S28 or S29 or S30
 S32. S13 and S19 and S31
 S33. S13 and S19 and S31
 Limiters - Exclude MEDLINE records; Human

Appendix 5. PsycINFO search strategy

PsycINFO (via ProQuest)

Tuesday, November 22, 2011 (706 hits)

1. (all((TI,AB(psychotherap*) OR TI,AB(psychosocial*) OR TI,AB("behaviour therapy") OR TI,AB("behavior therapy") OR TI,AB(reinforcement) OR TI,AB(motivation*) OR TI,AB(contingent*) OR TI,AB(advice) OR TI,AB(biofeedback) OR TI,AB(community) OR TI,AB(stimulation) OR TI,AB(education*) OR SU("psychotherapy") OR (TI,AB(incentive*) OR TI,AB(voucher))))
2. (TI,AB,IF(alcohol*) OR (TI,AB,IF(binge) OR TI,AB,IF(drink*)) OR SU(alcoholism) OR SU("alcohol intoxication") OR SU("alcohol drinking patterns"))
3. ((IF("heroin") OR IF("morphine")) OR IF("narcotics") OR (TI,AB(drug) OR TI,AB(polydrug) OR TI,AB(substance) OR TI,AB(opioid) OR TI,AB(opiate) OR TI,AB("hallucinogenic drugs") OR IF("psychedelic drugs") OR IF("Lysergic Acid Diethylamide") OR TI,AB(LSD) OR TI,AB(cocaine) OR TI,AB(benzodiazepine*) OR TI,AB("amphetamine") OR TI,AB("anti-anxiety-agents") OR TI,AB(barbiturate*) OR TI,AB(ketamine) OR TI,AB("cannabis") OR TI,AB("marihuana") OR TI,AB(hashish) OR TI,AB(opium) OR TI,AB("inhalant abuse") OR TI,AB(solvent) OR TI,AB(steroid*) OR TI,AB("methadone") OR TI,AB(ecstasy) OR TI,AB("methylenedioxyamphetamine")) OR (IF(street drug*) OR IF(designer drug*))))
4. (SU("drug abuse") OR (IF(addict* OR abus* OR dependen*) OR cabs(overdose) OR cabs(intoxicat*) OR cabs(abstin*) OR cabs(abstain) OR cabs(withdrawal) OR cabs(abuse) OR cabs(use) OR cabs(misuse) OR cabs(disorder*) OR IF("drug addiction"))))
5. SU(treatment effectiveness evaluation)
6. SU(clinical trials)
7. SU(mental health program evaluation)
8. SU(placebo)
9. TI,AB(placebo*)
10. AB(randomly)
11. TI,AB(randomi*ed)
12. TI,AB(trial)
13. TI,AB((singl* OR doubl* OR trebl* OR tripl*) W/3 (blind* OR mask* OR dummy))
14. TI,AB((control*) W/3 (trial* OR study OR studies OR group*))
15. TI,AB(factorial*)
16. TI,AB(allocat*)
17. TI,AB(assign*)
18. TI,AB(volunteer*)
19. 5 AND 6 AND 7 AND 8 AND 9 AND 10 AND 11 AND 12 AND 13 AND 14 AND 15 AND 16 AND 17 AND 18
20. 1 AND 2 AND 3 AND 4 AND 19
21. 20 AND (po.exact("human"))

Appendix 6. Criteria for risk of bias in RCTs and CCTs

Item	Judgement	Description
1. Random sequence generation (selection bias)	Low risk	The investigators describe a random component in the sequence generation process such as: random number table; computer random number generator; coin tossing; shuffling cards or envelopes; throwing dice; drawing of lots; minimisation
	High risk	The investigators describe a non-random component in the sequence generation process such as: odd or even date of birth; date (or day) of admission; hospital or clinic record number; alternation; judgement of the clinician; results of a laboratory test or a series of tests; availability of the intervention
	Unclear risk	Insufficient information about the sequence generation process to permit judgement of low or high risk
2. Allocation concealment (selection bias)	Low risk	Investigators enrolling participants could not foresee assignment because one of the following, or an equivalent method, was used to conceal allocation: central allocation (including telephone, web-based, and pharmacy-controlled, randomisation); sequentially numbered drug containers of identical appearance; sequentially numbered, opaque, sealed envelopes
	High risk	Investigators enrolling participants could possibly foresee assignments because one of the following method was used: open random allocation schedule (e.g. a list of random numbers); assignment envelopes without appropriate safeguards (e.g. if envelopes were unsealed or nonopaque or not sequentially numbered); alternation or rotation; date of birth; case record number; any other explicitly unconcealed procedure
	Unclear risk	Insufficient information to permit judgement of low or high risk This is usually the case if the method of concealment is not described or not described in sufficient detail to allow a definite judgement
3. and 4. Blinding of outcome assessor (detection bias). Objective outcomes. Subjective outcomes.	Low risk	No blinding of outcome assessment, but the review authors judge that the outcome measurement is not likely to be influenced by lack of blinding Blinding of outcome assessment ensured, and unlikely that the blinding could have been broken
	High risk	No blinding of outcome assessment, and the outcome measurement is likely to be influenced by lack of blinding Blinding of outcome assessment, but likely that the blinding could have been broken, and the outcome measurement is likely to be influenced by lack of blinding
	Unclear risk	Insufficient information to permit judgement of low or high risk

(Continued)

5. Incomplete outcome data (attrition bias) For all outcomes except retention in treatment or drop-out	Low risk	No missing outcome data Reasons for missing outcome data unlikely to be related to true outcome (for survival data, censoring unlikely to be introducing bias) Missing outcome data balanced in numbers across intervention groups, with similar reasons for missing data across groups For dichotomous outcome data, the proportion of missing outcomes compared with observed event risk not enough to have a clinically relevant impact on the intervention effect estimate For continuous outcome data, plausible effect size (difference in means or standardised difference in means) among missing outcomes not enough to have a clinically relevant impact on observed effect size Missing data have been imputed using appropriate methods All randomised patients are reported/analysed in the group they were allocated to by randomisation irrespective of non-compliance and co-interventions (intention to treat)
	High risk	Reason for missing outcome data likely to be related to true outcome, with either imbalance in numbers or reasons for missing data across intervention groups For dichotomous outcome data, the proportion of missing outcomes compared with observed event risk enough to induce clinically relevant bias in intervention effect estimate For continuous outcome data, plausible effect size (difference in means or standardised difference in means) among missing outcomes enough to induce clinically relevant bias in observed effect size 'As-treated' analysis done with substantial departure of the intervention received from that assigned at randomisation
	Unclear risk	Insufficient information to permit judgement of low or high risk (e.g. number randomised not stated, no reasons for missing data provided; number of drop-out not reported for each group)

HISTORY

Protocol first published: Issue 8, 2011

Review first published: Issue 11, 2012

CONTRIBUTIONS OF AUTHORS

JK: designing and coordinating the review, writing and re-drafting the protocol and full review.

WC, CAF, COG: contributing to design of the review and commenting on drafts.

LG, JS: providing methodological advice and commenting on review drafts.

GB, EK, CD: commenting on review drafts.

DECLARATIONS OF INTEREST

The authors declare that they have no competing interests.

SOURCES OF SUPPORT

Internal sources

- No sources of support supplied

External sources

- Cochrane Training Fellowship (No. CTF/2010/9) from Health Research Board, Ireland.

DIFFERENCES BETWEEN PROTOCOL AND REVIEW

The protocol intended to exclude studies comparing psychosocial with pharmacological treatments. However, trials with two psychosocial arms and pharmacological arms were exempted from this rule in the review. The subgroup/sensitivity analyses, anticipated in the protocol, were not conducted owing to a lack of studies. Wording of the primary and secondary outcome measures from the protocol was simplified for ease of presentation, as follows:

1. reduction and/or stabilisation of alcohol use = alcohol use or abstinence;
2. illicit drug use outcomes (changes in illicit drug use) = illicit drug use or abstinence.

New references have been added to the Background sections: Description of the condition and Why is it important to do this review, to reflect recent developments in the field. Text in the sections: Experimental interventions and Types of participants was reduced to exclude examples. The Newcastle-Ottawa scale for assessing the quality of non-randomised studies (NOS) was removed from the review as it was not used because observational studies were not included in the review.

INDEX TERMS

Medical Subject Headings (MeSH)

Adaptation, Psychological; Alcohol Drinking [*prevention & control; psychology]; Cocaine-Related Disorders [complications; therapy]; Hepatitis C [prevention & control]; Motivational Interviewing [methods]; Psychotherapy [*methods]; Psychotherapy, Brief; Randomized Controlled Trials as Topic; Substance-Related Disorders [*complications; therapy]; Temperance

MeSH check words

Adult; Humans